

**E C A H O**

European Conference of  
Arab Horse Organizations

**European Arab Horse Sports Commission**

# **Green Book**

**Rules**

**Regulations**

**Class Descriptions**

**Patterns**

**High Point Horse of the Year**

**Pleasure Judges Education**

**Pleasure Judges Manual**

**2017**

## **Contents**

I.	GENERAL RULES .....	5
I.1.	Levels of ECAHO Sport Competitions .....	5
I.1.1.	Levels of ECAHO Sport Competitions Classic & Western & Driving .....	5
I.2.	Performance Classes .....	6
I.3.	Ranking & All around System .....	7
I.3.1.	Class Ranking System .....	7
I.3.2.	All Around System .....	8
I.4.	Rules for Affiliation of ECAHO Sport Competitions .....	9
I.4.1.	Conditions of Entry for all levels .....	9
I.4.2.	Qualifications for entry .....	9
I.4.3.	Approval of Dates and Schedules .....	9
I.4.4.	Insurance .....	10
I.4.5.	Judges .....	10
I.4.6.	Affiliation fee .....	10
I.4.7.	Results .....	10
I.5.	Rules for Conduct of ECAHO Sport Competitions .....	11
I.5.1.	Organizers .....	11
I.5.2.	Show Organizers, Judges and Riders .....	11
I.5.3.	Enforcement .....	11
I.5.4.	Disguising of Horses .....	12
I.5.5.	Cruelty .....	12
I.5.6.	Misuse of Drugs .....	12
I.6.	Technical requirements for ECAHO Sport Competitions .....	13
I.6.1.	Introduction .....	13
I.6.2.	Access and parking .....	13
I.6.3.	Stabling .....	13
I.6.4.	Feed and water .....	13
I.6.5.	Show arena .....	13
I.6.6.	Warm up arena .....	13
I.6.7.	Staff .....	14
I.6.8.	Catalogue .....	14
I.6.9.	Invitation, Time schedule & Entry form .....	14
I.6.10.	Results .....	14
I.6.11.	Hosting of Judges .....	16

**European Arab Horse Sports Commission  
Green Book 2017**

---

I.6.12.	Requirements after the event .....	16
II.	RULES & PATTERNS.....	17
II.1.	Classic & Western.....	17
II.1.1.	General Rules .....	17
II.1.2.	Type & Conformation, Liberty, Halter Class .....	17
II.1.3.	Speed .....	18
II.1.4.	Ladies Side Saddle Classic & Western.....	19
II.1.5.	Traditional Arabian Riding.....	20
II.1.6.	Hunter Pleasure .....	22
II.1.7.	Pole Bending .....	23
II.1.8.	Trail in Hand .....	24
II.2.	Classic .....	25
II.2.1.	Dressage .....	25
II.2.2.	Classic Pleasure .....	26
II.2.3.	Show Jumping .....	27
II.2.4.	Cross Country.....	29
II.2.5.	Trail (for Classic riders) .....	29
II.2.6.	Horsemanship.....	29
II.2.7.	Show Riding.....	31
II.3.	Western .....	34
II.3.1.	Trail .....	34
II.3.2.	Reining .....	42
II.3.3.	Western Pleasure .....	46
II.3.4.	Freestyle Reining.....	47
II.3.5.	Horsemanship.....	48
II.3.6.	Show Riding.....	50
II.4.	Driving .....	52
II.4.1.	Obstacle Driving.....	52
II.4.2.	Pleasure Driving .....	57
II.4.3.	Dressage Driving.....	58
III.	JUDGES EDUCATION, APPROVED JUDGES FOR CLASSIC & WESTERN & DRIVING COMPETITIONS, STEWARDS .....	59
III.1.	Education .....	59
III.2.	Officials.....	60
III.2.1.	ECAHO Pleasure Judges.....	60
III.2.2.	Judges for: Classic, Western, Driving .....	61

**European Arab Horse Sports Commission  
Green Book 2017**

---

III.2.3.	Stewards .....	61
III.2.4.	Course designers.....	61
IV.	SPECIAL REQUIREMENTS FOR EUROPEAN CHAMPIONSHIPS .....	62
IV.1.	General information .....	62
IV.2.	Levels of European Championship MONO .....	63
IV.3.	Conditions of Entry .....	63
IV.4.	Minimum entries at European Championship.....	63
IV.5.	Titles .....	63
IV.6.	Qualification criteria .....	63
IV.7.	License .....	64
IV.8.	Minimum age of the horse: .....	64
V.	ECAHO YEAR-END HIGH POINT HORSE SYSTEM .....	65
VI.	ECAHO PLEASURE JUDGES MANUAL .....	66

# I. GENERAL RULES

## I.1. Levels of ECAHO Sport Competitions

### I.1.1. Levels of ECAHO Sport Competitions Classic & Western & Driving

#### **General:**

All events must be recognized by or affiliated with the National Federation (NF) and Official Western Riding Organisation of the hosting country. Starting with Level M, a license for rider and a registration for the horse as a competition horse from the National Riding Association is obligatory. Horse passport (no FEI passport) is required. The horse must be registered in any WAHO Studbook. All Patterns have to be announced in advance before the date of the event.

Mono tests (Qualification & Finals): only in National Championships, International Championships and European Championships A & M and higher levels.

#### **Levels:**

##### **ECAHO N - Level NOVICE (Low level)**

- Dressage (FEI Children/NF rules)
- Trail 6 obstacles, no combinations
- Pleasure Classes: walk, trot, canter, back
- Show jumping: max. 80 cm

Degree of difficulty is not specified and it is up to the organizer; the level N has to be lower than level A. The sport competitions of this level should be adapted to the local needs and to novice riders. This should be the base to prepare for the level A.

##### **ECAHO A - Level ADVANCED (Medium Level)**

- Dressage (FEI Pony/NF/FEI)
- Trail 8 obstacles two combinations, 4 poles elevated
- Pleasure Classes: walk, trot, canter, back, extended trot
- Show jumping: max. 90 cm, time & fault 2 jump off Pony

##### **ECAHO M – Level MASTER (High Level)**

- Dressage (FEI Pony Juniors)
- Trail 10 and more obstacles, three to four combinations, minimum 6 poles elevated
- Pleasure Classes: walk, trot, canter, back, extended trot, handgallop
- Show jumping Pony, 105 cm, 2 jump off

M level is qualifying for participation at the European Championships. Qualification to M/European Championship level competition is recommended, each country can decide whether the qualification for their participants is required.

### **ECAHO National Sport Championships**

Only one event of this type per country per year is allowed. Only open to horses registered at WAHO accepted Studbook of the country in which the event is being held. The event to be held with the approval of the National ECAHO Member organisation; the minimum level is A (Advanced).

### **ECAHO European Championships Level (European Championships)**

The event follows the “Special Requirements for European Championships”.

- Dressage Patterns examples under European Championships - Dressage
- Trail pattern should be never built confusing in the lines, example patterns under European Championships -Trail

### **Accepted Rulebooks**

ECAHO Green Book (all Pleasure classes), NF (National Equestrian Federation, member of FEI) NRHA/AQHA (Reining), USEF-AHA (Arabian Horse Ass.)

### **Accepted Judges**

ECAHO Pleasure Judges & AHA Judges (all Pleasure classes), NF judges (Dressage, Jumping, Cross), NF, AQHA, NRHA judges (all Western classes & Hand Trail). All Judges need to have a valid license for the year of the event in that level and competition is needed. Type & Conformation, Show, Liberty: ECAHO Show Judges from EAHSC B or A List.

## **I.2. Performance Classes**

### **General:**

1. In all classes where horses compete collectively all horses shall be worked at all gaits both directions of the ring unless otherwise described by class specifications, and will be asked to reverse direction at either the walk (normal, collected or extended), jog trot or trot (normal or collected). Judges are required to consider the performance at each gait equally in adjudicating performance classes. At the judge’s discretion, horses shall change from any gait to any other gait as listed in class specifications.
2. Any performance class, except a Championships class, may be divided at management’s discretion. When a class is divided, a) duplicate awards (including prize money) may be given, or b) management may direct the top contestants from each group return to the ring for final adjudication (exception: classes which require individual tests). If duplicate awards are given, horse and/or rider may not compete in more than one section of the class which has been divided. When more than 16 horses are entered in a performance class in which horses compete together the class must be divided. The method of dividing classes is at the managements’ discretion.
3. Workouts will be judged as a separate class and horses must be tied for placements being considered in that workout. Workouts may be classed for by the judge for any or all placements. All horses chosen for a workout must be worked both ways of the ring at any gait listed in class specifications and requested by the judge.
4. Horses must come to the line-up at the gait requested. In the line-up, horses must stand quietly and may be asked to back individually or as a group. No stretch in the line-up.
5. Side saddles permitted for ladies in all sections of the Arabian Division; appointments to be appropriate for the seat ridden.
6. Extremes of temperature or climate conditions as well as locale or time of day may modify the requirements for attire specified in various sections of this rule.

7. Bandages and boots of any type are prohibited (exception: see Reining). In the event of injury, the judge may permit protective bandage. In the case of inclement weather, competition management may permit the use of bell boots and/or protective bandages on the front legs (exception: Hunter bell boots only).
8. Western and Classic classes may be combined, however, prize list must specify or state the classes will be divided if entries warrant.
9. Stallions may be shown in Ladies' or Junior Exhibitors' classes (exception: Stallions are prohibited in Walk-Trot/Jog classes).

## **I.3. Ranking & All around System**

### **I.3.1. Class Ranking System**

- a. The ranking obtained in each class of every level is proportional to the number of competitors. Maximum number of points is 10, regardless of the number of participants.

Number of starters - competitors	Points							
	1 <sup>st</sup>	2 <sup>nd</sup>	3 <sup>rd</sup>	4 <sup>th</sup>	5 <sup>th</sup>	10 <sup>th</sup>	11 <sup>th</sup>	15 <sup>th</sup>
<b>3</b>	3	2	1	0				
<b>4</b>	4	3	2	1	0			
<b>10</b>	10	9	8	7	6	1		
<b>15</b>	10	9	8	7	6	1	0	

- b. In each level, not more than half of the participating horses should be in the ownership of one person.
- c. A Rider is allowed to present as many horses per class as he is able to handle. No waiting time! Amateur riders & Professional riders are equal.
- d. No horse is allowed to participate in more than three (for Classic) or six (for Western/Pleasure) classes per day, with the exception of the Liberty / Halter class / Type & Conformation, this is not counting.
- e. International & National Sport events in all levels possible, Championships never lower than A level. All Around Championships only for the highest level of the event.

### **I.3.2. All Around System**

#### **Rules for All-Around at ECAHO Sport Competitions**

Categories and disciplines, accepted for All-Around Champion, a result of: Type & Conformation or Liberty or Show is necessary to count together with the sport results. Points awarded by place.

<b>Category</b>	<b>Classic</b> All-Around disciplines	<b>Western</b> All-Around disciplines	<b>Driving (1-in-hand)</b> All-Around disciplines
obligatory	Liberty/Halter/Type & Conf.  AND  Dressage All-Around  OR  Show Jumping All-Around	Liberty/Halter/Type & Conf.  AND  Western Trail All-Around  OR  Reining All-Around	Liberty/Halter/Type & Conf.  AND  Dressage Driving All-Around
optional	Dressage All-Ar. Show Jumping All-Ar. Cross Country All-Ar. Horsemanship Classic Classic Pleasure All-Ar. Show Riding Trad. Arabian Riding All-Ar. Ladies Side Saddle All-Ar. Pole Bending All-Ar. Hunter Pleasure All-Ar. Speed All-Ar. Pleasure Driving All-Ar..	Western Trail All-Ar. Reining All-Ar. Freestyle Reining Horsemanship Western Western Pleasure All-Ar. Show Riding All-Ar. Trad. Arabian Riding All-Ar. Ladies Side Saddle All-Ar. Pole Bending All-Ar. Hunter Pleasure All-Ar. Speed All-Ar. Pleasure Driving All-Ar.	Dressage Driving All-Ar. Pleasure Driving All-Ar. Obstacle Driving All-Ar. Marathon (short) All-Ar.

- a. For the All-Around Champion, a minimum of two different sport disciplines is needed. One obligatory discipline plus Liberty or Halter or Type & Conformation and a second discipline is required. Any further contest will add to the final result.
- b. ECAHO All-Around Champions are possible for Classic, Western and Driving. Champion will be the horse, not the horse/rider/driver combination.
- c. The winner of the All-Around Champion will be the horse who, with the same rider/driver achieved the best total points after adding up all contests of his category.
- d. If two or more horses have equal points in the final ranking (ex aequo), the champion will be decided by the higher points in the Liberty/Halter/Type & Conformation class.
- e. If an All-Around Champion horse is not present at the prize giving ceremony, the All-Around Champion title will be given to the second placed horse.
- f. For All-Around Champion ranking the first ten horses in the class must be placed.
- g. The rider is the handler in Liberty or Halter or Type & Conformation



## **I.4. Rules for Affiliation of ECAHO Sport Competitions**

### **I.4.1. Conditions of Entry for all levels**

Competition open to horses registered in any WAHO recognised studbook by the closing date of entries. There are no entry restrictions. National Registries will be responsible for confirming registration. Entries must either present the relevant registration certificate or a letter by the registrar confirming that registration is in process. European Championship: no horse will be permitted to enter a competition unless its name and all other relevant details have been printed in the catalogue.

### **I.4.2. Qualifications for entry**

None required by ECAHO except for the European Championships. Decision about qualification is up to the NF.

### **I.4.3. Approval of Dates and Schedules**

- Application for sport events need to be sent to ECAHO Exec. Sec. by the end of November (for the upcoming year).
- All draft schedules and patterns of ECAHO Sport Competitions need to be approved by the Executive Secretary of ECAHO and the Chairman of ECAHO Sport Commission at least three months prior to the event. The draft schedule to be in English and in the language of the country where the Sport Competition is held (or any other language accepted by the Executive Secretary). The approval certificate has to be published in the show office on the event. All schedules shall indicate that the "Rules and regulations of ECAHO Sport Competitions" will be applied in their entirety.

The schedule is a contract between participants and organizers and shall not be varied by the organizer after publication without prior notice. The appointed judges may not be changed from those listed in the schedule without notice to be given to the competitor (except in the event of a judge's illness or accident occurring too late for this to be done). The Schedule of an ECAHO affiliated sport event should be a printed document to inform prospective participants and breed societies, the press, potential sponsors and advertisers about the conditions of the sport event. After proper affiliation of the event, this document should be mailed to the above mentioned at least 2 months prior to the event. The "ECAHO Entry-Form" must be included. Its proper filling and signing binds the competitors to respect the "Rules and Regulations of ECAHO Sport Competitions". The organizer of the event should acknowledge receipt of entries.

The Draft Schedule for ECAHO Sport Competitions must contain:

- Title, Date and Venue of the Event
- Conditions of entry
- Judges, Course designers, Stewards, Show office
- ECAHO Entry Form Sport
- Preliminary time-table, Dressage-, Jumping-, Trail- & Horsemanship and any other patterns, if needed

#### **I.4.4. Insurance**

Organizers must attest that no competitor will be admitted in a Sport contest without proper insurance.

#### **I.4.5. Judges**

##### Sport

- Dressage: 2 for national competitions (judging together),  
3 for International & European Championships (separate judging)
- Show Jumping: 2
- Speed: 2
- Western: 2
- Pleasure Classes: 2
- Driving (depending on the class): 2/3 Dressage driving international
- Cross 2

##### Conformation

- Type & Conformation 1
- Liberty, Show 1
- European Championships 2 or more

#### **I.4.6. Affiliation fee**

PENDING

#### **I.4.7. Results**

The results of all ECAHO accepted individual contests as well as of the Championships must be send to the Executive Secretary of ECAHO not later than one month after the event.

## **I.5. Rules for Conduct of ECAHO Sport Competitions**

### **I.5.1. Organizers**

Officials, judges, participants and riders will unconditionally submit themselves and their accompanying persons to the "Rules and Regulations of ECAHO Sport Competitions". These Rules will be interpreted when necessary under the provisions of the laws of Switzerland. Event organizers are not permitted to introduce rules which are in conflict with the "Rules and Regulations of ECAHO Sport Competitions".

### **I.5.2. Show Organizers, Judges and Riders**

- a. The organizer will pay any reasonable travelling and accommodation expenses for appointed Judges and any applicable fee as determined by the NF/FEI and/or Western Riding Organization.
- b. No Judge is allowed to judge a class in which a horse is subject of a conflict of interest. Such Judge must stand down for the whole class.
- c. No member of the organizing committee may judge. No appointed Judge may ride, drive or handle an entered horse, nor may he act in any other official capacity at an event where he is judging.
- d. The show organizer reserves the right to refuse any entry, but must give the reason for refusal. The organizer is personally responsible for compliance with these rules and with ECAHO Sport Commission instructions given for his level of contest.
- e. ECAHO Sport Commission "Rules for Affiliation of ECAHO Sport Competitions" are binding on organizers and exhibitors.
- f. Judges will not visit competitors' premises or accept the hospitality of participants immediately before or during the event concerned.
- g. Judges will not knowingly judge horses concerning which there may be an actual or apparent conflict of interest, nor will riders exhibit horses under Judges where an actual or apparent conflict of interest may affect the Judge's decision. Organizers will not accept entries which indicate any connection listed under rule h. with an invited Judge, unless an alternative Judge and a reserve Judge are available.
- h. An actual or apparent conflict of interest is defined as judging a horse which has been bought or sold by the Judge either as owner or agent, is owned in whole or part by the Judge or by a member of the Judge's family, or business partner in an Arab horse business venture, has been leased by the Judge, at any time, has been bred by the Judge or is the property of a breeding organization in which the Judge is an employee, has been regularly trained, examined or treated by the Judge in a professional capacity.
- i. A Sport Judge or a Panel of Sport Judges is authorized to withhold any award if in their opinion the competitor does not merit such an award.
- j. Judges may exclude any horse that is lame or ill. Other rights of Sport Judges follow NF/FEI or Western Riding Rules.
- k. The Liberty/Halter Class/Type & Confirmation Judges may refuse to judge a competitor who is not neatly dressed.
- l. The organizer has to provide the "Rules and Regulations for ECAHO Sport Competitions" and the "Appendices" at the disposition of the competitors.

### **I.5.3. Enforcement**

Only competitors at the event may lodge a complaint alleging infringement of these rules. Such complaint is to be made in writing within 1 hour of the alleged infringement occurring. A deposit of CHF 80.- (or equivalent) will be lodged with the referee and may be retained if the complaint is considered frivolous at

the discretion of the event appealing committee (1 of the judges, 1 from the organization, 1 from involved riders). The decision has to be done during the show on the day of protest. Appeal can be sent to the ECAHO Sport Commission within one week after the event. Any dope tests are following the FEI Veterinary Rules.

#### **I.5.4. Disguising of Horses**

- a. No alteration of the basic colour of the skin, coat or hooves is permitted. Hoof paints, coat dyes and cosmetic operations including skin grafts are forbidden.
- b. Artificial methods of dilating the eyes or affecting the natural action of the horse or otherwise influencing its action or behaviour by oxygenating the bloodstream or by the use of weights or artificially weighted shoes, or by electrical or chemical treatment of any kind at any time before or during the performance are forbidden. Burns, cuts or other marks on the body of any exhibit in such places or positions as to indicate prohibited methods have been used, will be regarded by NF Steward, Judges as full and adequate grounds for exclusion of any exhibit from competition.
- c. Horses may be fully or partly body clipped, subject to eyelashes being left uncut, hair inside the ears left unshaved and tactile hair left intact around the nose, muzzle and the eyes.
- d. No equipment intended to alter the natural appearance of the horse is permitted in the stables, including neck sweats, neck collars, tail racks, hobbles or weights. Exhibitors using such equipment on the showground will be suspended by the ground jury for the period of the show.

#### **I.5.5. Cruelty**

Excessive whipping, use of electric shock devices or infliction of pain by any means is forbidden in all parts of the showground, or stable areas, at all times.

#### **I.5.6. Misuse of Drugs**

1. The administration of any substance not a normal nutrient (including ginger and similar irritants), whether intentionally or unintentionally which may affect the performance, temperament or soundness of an exhibit is forbidden. Such forbidden substances are listed in FEI Veterinary Regulations, an up to date copy of which will be maintained by the ECAHO Sport Commission.
2. The NF/FEI or ECAHO Sport commission can order Doping Test. FEI veterinarian has to take these samples and has to send them to FEI approved official Lab. Result to ECAHO Sport Commission and Owner/rider.

## **I.6. Technical requirements for ECAHO Sport Competitions**

Obligatory for European Championships & M level events, recommended for A and N level.

### **I.6.1. Introduction**

A complete description of the following topics should be presented by the committee of any proposed new event to the EAHSpC for affiliation, together with the schedule. Information on the same topics must reach all participants prior to the event with entry and parking cards if needed (this may be included with the Schedule).

### **I.6.2. Access and parking**

Access to the event grounds should be clearly signed and from a certain distance, depending on the location of the event (open country or city). Parking space should be provided sufficiently close to the stabling area.

### **I.6.3. Stabling**

The stables should be grouped in one (max. two) areas. The horses must be housed in box stalls (covered if outdoors), made of resistant material providing the best possible conditions of security of the minimum dimension of 3,0 by 3,0 m and minimum height of 3 m. Proper bedding should be available on the event ground. A notice will be posted to the effect that "Training of horses will not be permitted on the show grounds between app 22.00 hrs and 06.00 hrs.

### **I.6.4. Feed and water**

Running water must be available at the stables as well as a feed store where oats, hay and straw or shavings can be purchased at current prices.

### **I.6.5. Show arena**

Size of Show arena has to follow the rules of disciplines for what it will be needed. Minimum size is depending on participants but not smaller than 20 x 40 m. From October to April (Europe) indoor. The layout of the show arena must be attractively decorated as suitable for a prestigious or international event. Tribunes or VIP Tables are recommended. Announcements should be made in both the host country's language and in English.

### **I.6.6. Warm up arena**

It must be located close to the show arena in order to allow the horses to pass easily from one to the other. The precise schedule with the order of starters must be marked on a large signboard at the entrance to the paddock and Show office. NF Stewards must control both the entries and the exits to the warm up arena.

### **I.6.7. Staff**

The number of staff members of a sport competition will depend on the importance of the event & number of entries.

a. **Officials**

Organizing Committee and /or Show Director, Show office. Speaker presenting the horses, whose role is to keep the audience informed throughout the Show. Show office with one or two persons with computer for checking horse passports preparing starting lists, recording scores, and results. FEI / NF Veterinarian if required (Show Jumping, Cross). Ferrier contact.

b. **Stewards**

\* NF or FEI Stewards as ruled in National Equestrian Federation (NF member of FEI) rules.

\* warm up arena

\* entrance to the show arena (doorman)

### **I.6.8. Catalogue**

An attractive catalogue should be available, at a reasonable price, on the show grounds for European Championships. The catalogue should include complete information on the sport competition and its classes. The list of horses entered in the event with date of birth, colour, origins, breeder, owner & Rider/Driver. The overall plan of the show grounds should appear in the catalogue/Show office. The sponsors of the event and the advertisers should be properly announced. For the other levels, correct Starters List should be available at the show office not only for participants but also for visitors. Results have to be published in written form at the show office. Announcements on screen if possible.

### **I.6.9. Invitation, Time schedule & Entry form**

To be announced for the riders in as many as possible social media. Draft of the entry form is available for download on [www.ecaho.org](http://www.ecaho.org).

### **I.6.10. Results**

- All results are announced in written form at the Show office.
- Riders obtain the original Score sheets of the Judges from the Show Office.

**European Arab Horse Sports Commission  
Green Book 2017**

Sample entry form

**ENTRY FORM:**

Please fill in this Entry form in Block letters or with a printer. Use one form for each horse.

**Name of ECAHO Sport Event:**

**Number & Category (if available from National Equestrian Federation):**

Date:

Venue: Place and Address

<b>Name of horse:</b>			
Colour:	Sex: mare, stallion, gelding	Date of Birth:	
Sire:		Dam / Sire of Dam:	
Studbook & No.:	Horse Passport No.:	Competition Horse No:	
Breeder:			
<b>Name of Owner:</b>			
Address:			
Tel. No:	Fax No:	e-mail:	
<b>Name of Rider:</b>			
Address:			
Tel. No:	Fax No:	e-mail:	
Date of Birth.:	Licence:	Yes	No
Box reservation from: to :		Entry fee €	Stable deposit: €
Name of Organizer: Event:		Bank transfer on:	Total send: €
Banking account:		IBAN:	BIC:

**Please send a copy of the Pedigree with this Entry Form.  
Please circle on the Time Schedule the Competition(s) in which you wish to compete.**

**According to FEI Rules, on arrival please hand in to the Show Manager at the Show Office the  
Horse Passport including the record of Influenza vaccinations.  
By signing this Entry form you agree to accept the Rules of the ECAHO Green book, the Invitation  
of the Event and the Rules of the National Anti-Doping Agency (NADA).  
The information you give in this form will be used as the Basis for the Speaker and the Show Office.**

Name & Signature  
of Person Responsible: Rider /Owner:

Date:

**Please send the Entry form to (address, e-mail of Even manager):**

### **I.6.11.      Hosting of Judges**

The Judges should be invited well in advance of the event, to have their names printed in the schedule. Accommodation should be booked for them near the show ground. Organizers are responsible for the hotel charges, for room and food. Reasonable travelling expenses must be paid. Transport from and to the airport and between hotel and show ground should be arranged and the Judges have to be informed about the times of pick-up. Any unpaid expenses with the Judges will be settled before they return home at the show office. Sport Judges will have a daily judges' fee, announced in the NF rules. The organizer is responsible for checking of these rates when inviting the Judges.

### **I.6.12.      Requirements after the event**

Class and Championship results must be mailed to the Executive Secretary of ECAHO within one month after the competition. Computer printouts of the results are accepted if all information asked on the EAHSpC form is given (word document).



## II. RULES & PATTERNS

### II.1. Classic & Western

#### II.1.1. General Rules

##### a) Minimum Awards:

1<sup>st</sup> to 6<sup>th</sup> placed horses in the class gets a ribbon, no matter how many horses participating in the class. Colours of the ribbons are up to the organizer - either the official colours used in the country where the event takes place or the officials from ECAHO. The following colours are binding for European Championships:

1 <sup>st</sup> Prize	Blue
2 <sup>nd</sup> Prize	Red
3 <sup>rd</sup> Prize	Yellow
4 <sup>th</sup> Prize	White
5 <sup>th</sup> Prize	Pink
6 <sup>th</sup> Prize	Green

European or International Champion gets a sash. The colour and the style are up to the organizer.

#### II.1.2. Type & Conformation, Liberty, Halter Class

##### CLASSIC & WESTERN

##### a) Type & Conformation

Each horse will be judged individually at standing by the Judge(s) on the following criteria:

Type	1 -10 points (including half points)
Conformation (legs & body, quality & harmony)	1 -10 points (including half points)

The final result will be the average of the points of the two criteria and the number of Judges. The winner is the horse with the highest total points.

In case of a tie the horse with most points of Type will be the winner.

Horses have to be presented with bridle and bit/snaffle bit or show halter.

Handler is the Rider of the horse and must be dressed either in his complete competition suit or show clothes.

No bandages on legs are allowed.

Horses will be presented individually as they come by at the designated time and area, no order given.

Horses will be ranked in their category (Classic, Western, Driving) according to their points.

Prize giving to the winners and placed horses all together ranked.

**b) ECAHO Liberty**

- |  |                 |
|--|-----------------|
| 1. Type  | 0 to 100 points |
| 2. Legs / Body (quality and harmony)   | 0 to 100 points |
| 3. Movements (amplitude, impulsion, regularity, elasticity)  | 0 to 100 points |
| 4. Harmony and Relationship with Man (positive - confidence, obedience, ability to show joy for life with man; negative - demonstration of fear, aggressiveness) | 0 to 100 points |

**Size of the Arena:**

Minimum of 25 x 15 m and maximum of 40 x 25 m.

**Conduct:**

To ensure good judgement, the horse should enter the ring held by its handler, at an extended walk. The handler stops the horse in a natural position in front of the judges. The horse walks the straight line away and towards the judges, must be about 10 metres. Afterwards, the handler takes off the bridle completely and lets the horse run free in walk, trot and gallop/canter for a maximum of 1,5 minutes. Any excess time results in penalty points (1/8 per second). If the horse does not adequately demonstrate all gaits, this should be reflected in the scores for movements. Music is recommended, any exhibitor may bring his own music in accordance with the organizer.

Any ties in Liberty will be resolved as follows: The better place will be given to the horse with the higher marks on type, followed by movements, conformation, and relationship with man. Classes in Liberty will be split into Western & Classic. No splitting according to sex. ECAHO points for the combination ranking will be allocated according to these classes.

**c) ECAHO Halter Class**

Alternatively to the Liberty, the organizer may offer a halter class, conducted accordingly to the rules of ECAHO shows with the 20 point/5 criteria system. Ranking to be separate from Liberty, a minimum of two competitors required.

## **II.1.3.Speed**

**400 m Race,  
Level A, M (NO N)**

The Speed will be judged according to ECAHO Rules. It is identical for Classic and Western.

**Conduct:**

Each horse individually performs a race of 400 meters at full speed. Individual start, electronic timing. Helmet and body protector is required. Only on racecourse possible.

**Results:**

The time of the 400 meter race will decide the ranking.

## **II.1.4.Ladies Side Saddle Classic & Western**

### **Level N, A, M, European Championships**

#### **WESTERN / CLASSIC**

##### **Level N**

To be shown both directions of the ring at the walk, trot or jog-trot. Horses should back readily if requested by the Judge and stand quietly. To be judged 85 % on manners, performance, suitability, quality and conformation; 15 % on appropriate side saddle attire. Manners and suitability of purpose shall be emphasized. (Suitability refers to the horse being suitable as a side saddle mount.)

##### **Level A**

To be shown both directions of the ring at the walk, trot or jog-trot, canter or lope. Horses should back readily if requested by the Judge and stand quietly. To be judged 85 % on manners, performance, suitability, quality and conformation; 15 % on appropriate side saddle attire. Manners and suitability of purpose shall be emphasized. (Suitability refers to the horse being suitable as a side saddle mount.)

##### **Level M**

To be shown both directions of the ring at the walk, trot or jog-trot, canter or lope. Horses should back readily if requested by the Judge and stand quietly. A halt out of the canter or lope can be asked by the Judge. To be judged 85% on manners, performance, suitability, quality and conformation; 15 % on appropriate side saddle attire. Manners and suitability of purpose shall be emphasized. (Suitability refers to the horse being suitable as a side saddle mount.)

#### **General**

- Western and Classic divided or together in one class (depending on the number of entries)
- Safety is of utmost importance in tack and attire!

#### **Rider's equipment**

- Either Classic or Western style
- Spurs, whips or crops optional
- Incomplete clothing might be penalized.

##### **Classic:**

- English side saddle attire, long skirt, hat or dark top hat with net, boots, gloves, hair net, no apron

##### **Western:**

- a long-sleeved blouse/shirt, a western or divided skirt, no apron, hat, western boots

#### **Horse's equipment**

- Bits must be used according to the rules.
- A change of reins during the competition is not allowed.

##### **Classic:**

- Hunter or Dressage bridle/saddle including balance girth/seat and attire
- Classic Pleasure gaits are to be shown

**Western:**

- Pleasure bridle/saddle including back cinch/seat and attire
- Western Pleasure gaits are to be shown

**Qualifying Gaits**

The horse should give the impression of being a pleasure to ride and show a mannerly attitude. All gaits must be performed straight and willingly with ease, cadence and balance. Transitions should be smooth.

- Competitors enter the ring in counter clockwise direction at the Trot (classic) or Jog (western)
- a ground-covering Walk, a comfortable Jog/Trot and a flowing, smooth Lope/Canter are required
- No Strong Trot and Hand Gallop required
- Back: straight and fluent, without any resistance, to be performed on the centre line
- Quiet standstill is a must!

**Judging**

- Judging starts at the moment the competitor enters the arena.
- All gaits are judged equally.
- 85 % on manners, performance, suitability as a side saddle mount, quality and conformation
- 15 % on equipment
- The rider himself will not be judged but, of course, influences the performance of the horse.
- Disqualifications according to FEI: fall off the horse, riding additional manoeuvres, wrong/not allowed equipment, blood, lameness
- Penalized if wrong gaits shown, kicking, bucking, biting, rearing, bolting, pulling, disturbing other competitors

## **II.1.5. Traditional Arabian Riding**

### **Level N, A, M, European Championship**

**Levels:**

**Level N** - To be shown at a walk and canter; extreme or reckless speed to be penalized. Horses shall stand quietly. To be judged 75% on performance and manners, 25% on appointments.

**Level A** - To be shown at a walk, canter and hand gallop; extreme or reckless speed to be penalized. Horses shall stand quietly. To be judged 75% on performance and manners, 25% on appointments.

**Level M** - To be shown at a walk, canter and hand gallop; extreme or reckless speed to be penalized. Judges might ask for halt during the hand gallop. Horses shall stand quietly. To be judged 75% on performance and manners; 25% on appointments.

### **European Championships = Level M**

**General:**

1. Rider must have complete control of horse at all times.
2. Competitors enter the ring in a counter clockwise direction at the canter.
3. Judges are required to consider all gaits equally in adjudicating this class.

4. It is suggested that horses line up head-to-tail the length middle line of the ring.

### **Equipment**

Safety is of utmost importance in tack and attire!

#### **Rider's equipment**

- Native Bedouin type costume including a flowing cape or coat, pantaloons, head dress, scarf or sash
- No whips or crops allowed!
- No objects may be carried other than reins (no weapons, no animals)

#### **Horse's equipment**

- Bits, bridles and saddles: either classic or western
- All bits may be used with two hands except romal reins.
- A change of reins during the competition is not allowed.
- Blanket has to cover the croup
- Breast collar mandatory
- No martingales or tiedowns

### **Qualifying Gaits**

The horse should give the impression of being a pleasure to ride and show a mannerly attitude. All gaits must be performed straight and willingly with ease, cadence and balance. Transitions should be smooth.

- Competitors enter the ring in counter clockwise direction at the Canter
- a ground-covering Walk, a correct, straight and smooth Lope and Hand Gallop are required
- No Jog/Trot demanded
- No Backing demanded!
- Line-up head-to tail in two lines (left and right of the centre line) leaving gaps for judging the attire
- Quiet standstill is a must!

### **Judging**

- Judging starts at the moment the competitor enters the arena.
- All gaits are judged equally.
- 75 % on manners, performance, suitability, quality and conformation
- 25 % on equipment
- The rider itself will not be judged but, of course, influences the performance of the horse.
- Disqualifications according to FEI: fall off the horse, riding additional manoeuvres, wrong/not allowed equipment, blood, lameness
- Penalized if wrong gaits shown, kicking, bucking, biting, rearing, bolting, pulling, disturbing other competitors

## II.1.6. Hunter Pleasure

### Rider's & horse's equipment

- Equipment for hunter under saddle classes according to the rules
- Horses are shown under saddle, no jumps
- Posting in trot and two-position seat in lope have to be shown
- Equipment should fit the class (novice, advanced, masters)
- Spurs, whips or crops optional

### Qualifying Gaits

The horse should give the impression of being a pleasure to ride and show a mannerly attitude. All gaits must be performed straight and willingly with ease, cadence and balance. Transitions should be smooth.

- Competitors enter the ring in counter clockwise direction in normal trot
- Walk: a four-beat gait, brisk, flat-footed with good reach
- Normal Trot: a two-beat gait, performed at medium speed with moderate collection, mannerly, cadenced, balanced and free-moving.
- Canter: a three-beat gait, smooth, correct, straight with moderate collection on both hands, not hurried
- Hand Gallop: visible difference to canter; performed with a lengthened stride, powerful and ground covering but under control at any time; correct and straight on both hands; in harmony with its own natural stride; extreme speed will be penalized
- Back: straight and fluent, without any resistance, to be performed on the centre line

### Judging

- Judging starts at the moment the competitor enters the arena.
- All gaits are judged equally.
- The rider itself will not be judged but, of course, influences the performance of the horse.
- Disqualifications according to FEI: fall off the horse, riding additional manoeuvres, wrong/not allowed equipment, blood, lameness
- Penalized if wrong gaits are shown, kicking, bucking, biting, rearing, bolting, pulling, disturbing other competitors

### Level:

<b>N</b>	walk, normal trot – posting - canter.
<b>A</b>	walk, normal trot – posting -, sit, canter, back
<b>M</b>	walk, normal trot – posting -, sit, canter, back, hand gallop,
<b>European Championships All Around</b>	walk, normal trot – posting-, sit, canter. Back, hand gallop, halt at the hand gallop

## II.1.7. Pole Bending

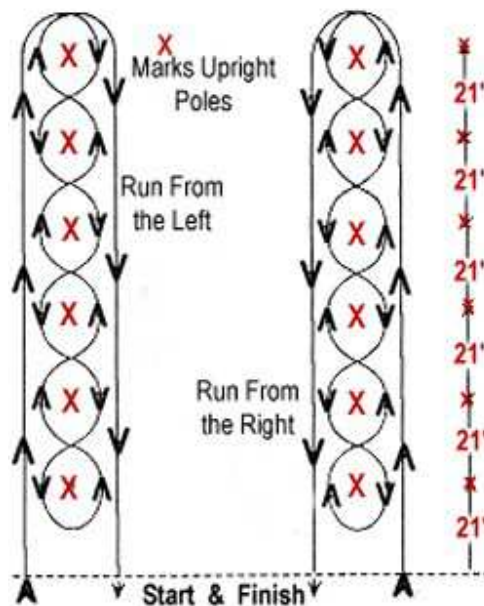
### POLE BENDING Classic & Western

Level is identical for Classic and Western.

Pole bending is a timed event.

- Each contestant will begin from a running start, and time shall begin and end as the horse's nose crosses the line. A clearly visible starting line must be provided. An electric timer or at least two watches shall be used, with the time indicated by the electric timer or the average time of the watches used by official timers to be the official time.
- The pole bending pattern is to be run around six poles. Each pole is to be be 21 feet (6.4 meters) apart, and the first pole is to be 21 feet (6.4 meters) from the starting line. Poles shall be set on top of the ground, six feet (1.8 meters) in height, with no base more than 14 Inches (35 cm) in diameter
- A horse may start either to the right or to the left of the first pole and then run the remainder of the pattern accordingly.
- Knocking over a pole shall carry a five second penalty. Failure to follow the course shall cause disqualification. A contestant may touch a pole with his or her hand in pole bending.
- A five second penalty will be assessed if the hat or helmet is not on the exhibitor's person for the entire time the exhibitor is in the arena in pole bending.
- In the event of a tie, the horse declared the winner in the runoff must re-run the Pattern within two seconds of its original time or the runoff must be held again. Penalty time will not apply in the two-second rule, but will apply to the final runoff time.
- The judge, at his/her discretion, may disqualify a contestant for excessive use of a bat, crop, whip or rope in front of the cinch.

Levels: N, A, M



## **II.1.8. Trail in Hand**

1. Trail classes may be offered for Western or Classic, but the two styles are not to be combined into one class at any time as there are distinct differences. (Exception: In-Hand Trail may combine the Western and Classic style competitors).
2. A trail horse is one that can manoeuvre through a course of obstacles with physical skill, expression and a good mental attitude. It should travel through and between obstacles with an inquisitive desire to go forward without compromising its calm, relaxed attitude and way of going. It should approach each obstacle squarely with authority and correct form, with its own style, yet maintaining its willingness to be dictated to completely by the rider/handler with no apparent resistance. Maximum credit should be given to the trail horse that negotiates its way through an entire course efficiently, in a timely manner, without excessive hesitation, with curiosity, expression, smoothness and style; in a manner that raises the degree of difficulty without sacrificing carefulness, control, and/ or attitude. Ultimately, the trail horse is skilful, eye appealing, confident, and leaves one with the impression of being sure, safe and a pleasure to be handled over a course of obstacles.
3. All entered exhibitors will be allowed to walk and inspect the course with the judge and with the course designer, if present, prior to the start of the class. Junior exhibitors may be accompanied by their trainer.
4. There is no rail work. The course must be designed to require each horse to show all two (2) gaits (walk, jog/trot at least thirty (30) feet, somewhere between and/or over obstacles as part of its work, and quality of movement and cadence should be considered as part of the obstacle score. Unnecessary delays while approaching or negotiating an obstacle shall be penalized.
5. If at any time the trail obstacle is found to be unsafe, it must be repaired or removed from the course. If it cannot be repaired and horses have completed the course, the score for that obstacle shall be deducted. No horse shall be asked to repeat the course, except in the case of a tie.
6. The course must be posted at least twelve (12) hours before the scheduled starting time for the class. One Day Shows and twenty-four (24) hours at National Championship Shows.
7. There shall be a minimum of six (6) obstacles and a maximum of ten (10) obstacles on any course. (Exception: National Championship classes have no maximum number of obstacles.)
8. The judge may alter the course prior to the course walk.

### **In-Hand Trail Appointments**

#### **In-Hand Tack**

Suitable halter (leather preferred) (with or without silver trim), leather lead (with or without a chain) to be used. If a chain is used with the lead it must not be run through the horse's mouth.

#### **In-Hand Attire**

No crop, chaps, chinks or spurs allowed.

### **Western or Classic Trail Appointments**

1. For rules regarding correct Western Trail appointments, refer to Western Pleasure - Appointments.
2. For rules regarding correct Classic Trail Appointments refer to Classic Pleasure, Hunter Pleasure or Dressage Appointments.
3. Hand Trail is possible in costumes (horse + rider)



## II.2. Classic

### II.2.1. Dressage

The Dressage tests are judged according to the rules of FEI, the National Equestrian Federation NF of the country in which the event takes place.

The Patterns are printed in English and in the language of the hosting country.

Own announcer for Level N & A is required.

**Levels:**

N	E - A
A	A - L
M	L/M – M
European Championships:	S, Prix St. George

**Prix St. George Pattern** (please check the latest version valid for the current year!!)

Freestyle with music (FEI) is possible at A & M level.

Event : \_\_\_\_\_ Date : \_\_\_\_\_ Judge : \_\_\_\_\_ Position

Competitor No : \_\_\_\_ Name : \_\_\_\_\_ NF : \_\_\_\_ Horse : \_\_\_\_\_

Time 5'50" (for information only)

Minimum age of horse : 7 years

			Marks	Mark	Correction	Coefficient	Final mark	Directive ideas	Remarks
1.	A X  XC	Enter in collected canter Halt - immobility - salute Proceed in collected trot Collected trot	10					Quality of paces, halt, and transitions. Straightness. Contact and poll.	
2.	C MXK K KAF	Track to the right Medium trot Collected trot Collected trot	10					Regularity, elasticity, balance, engagement of hindquarters, lengthening of steps and frame. Both transitions. Collection.	
3.	FB	Shoulder-in left	10					Regularity and quality of trot; bend and constant angle. Collection, balance, and fluency.	
4.	B	Volte left (8 m Ø)	10					Regularity and quality of trot, collection, and balance. Bend: size and shape of volte.	
5.	BG G C	Half-pass to the left On centre line Track to the left	10			2		Regularity and quality of trot, uniform bend, collection, balance, fluency, crossing of legs.	
6.	HXF F	Extended trot Collected trot	10					Regularity, elasticity, balance, energy of hindquarters, overtrack. Lengthening of frame. Differentiation from medium trot.	
7.	FAK	Transitions at H and F The collected trot	10					Maintenance of rhythm, fluency, precise and smooth execution of transitions. Change of frame. Collection.	
8.	KE	Shoulder-in right	10					Regularity and quality of trot; bend and constant angle. Collection, balance, and fluency.	
9.	E	Volte right (8 m Ø)	10					Regularity and quality of trot, collection, and balance. Bend: size and shape of volte.	
10.	EG G	Half-pass to the right On centre line	10			2		Regularity and quality of trot, uniform bend, collection, balance, fluency, crossing of legs.	
11.	Before C C H Between G&M	[Collected walk] [Track to the left] [Turn left] Half pirouette to the left	10					Regularity, activity, collection, size, flexion, and bend of half pirouette. Forward tendency, maintenance of fourbeat.	

# PRIX ST-GEORGES

Competitor No : \_\_\_\_ Name : \_\_\_\_\_ NF : \_\_\_\_\_ Horse : \_\_\_\_\_

			Marks	Mark	Correction	Coefficient	Final mark	Directive ideas	Remarks
12.	Between G&H GM	Half pirouette to the right [Collected walk]	10					Regularity, activity, collection, size, flexion, and bend of half pirouette. Forward tendency, maintenance of fourbeat.	
13.		The collected walk C-H-G-(M)-G-(H)-G-M	10			2		Regularity, suppleness of back, activity, shortening and heightening of steps, self-carriage. Transition into walk.	
14.	MRXV(K)	Extended walk	10			2		Regularity, suppleness of back, activity, overtrack, freedom of shoulder, stretching to the bit.	
15.	Before K K KAF	Collected walk Proceed in collected canter left Collected canter	10					Precise execution and fluency of transition. Quality of canter.	
16.	FX X	Half-pass to the left Flying change of leg	10					Quality of canter. Collection, balance, uniform bend, fluency. Quality of flying change.	
17.	XM M MCH	Half-pass to the right Flying change of leg Collected canter	10					Quality of canter. Collection, balance, uniform bend, fluency. Quality of flying change.	
18.	H  Between H&X	Proceed towards X in collected canter Half pirouette to the left	10			2		Collection, self-carriage, balance, size, flexion, and bend. Correct number of strides (3-4). Quality of canter before and after.	
19.	HC C	Counter canter Flying change of leg	10					Quality and collection of counter canter. Correctness, balance, fluency, uphill tendency, straightness of change.	
20.	M  Between M&X	Proceed towards X in collected canter Half pirouette to the right	10			2		Collection, self-carriage, balance, size, flexion, and bend. Correct number of strides (3-4). Quality of canter before and after.	
21.	MC C	Counter canter Flying change of leg	10					Quality and collection of counter canter. Correctness, balance, fluency, uphill tendency, straightness of change.	
22.	HXF  FAK	On the diagonal 5 flying changes of leg every 4 <sup>th</sup> stride Collected canter	10					Correctness, balance, fluency, uphill tendency, straightness. Quality of canter before and after.	
23.	KXM  MCH	On the diagonal 5 flying changes of leg every 3 <sup>rd</sup> stride Collected canter	10					Correctness, balance, fluency, uphill tendency, straightness. Quality of canter before and after.	

# PRIX ST-GEORGES

Competitor No : \_\_\_\_ Name : \_\_\_\_\_ NF : \_\_\_\_\_ Horse : \_\_\_\_\_

			Marks	Mark	Correction	Coefficient	Final mark	Directive ideas	Remarks
24.	HXF	Extended canter	10					Quality of canter, impulsion, lengthening of strides and frame. Balance, uphill tendency, straightness.	
25.	F FA	Collected canter and flying change of leg Collected canter	10					Quality of flying change on diagonal. Precise, smooth execution of transition. Collection.	
26.	A X	Down the centre line Halt - immobility - salute	10					Quality of pace, halt, and transition. Straightness. Contact and poll.	
		Leave arena at A in walk on a long rein							
<b>Total</b>			<b>320</b>						

### Collective mark

1. Paces (freedom and regularity)	10			1	
2. Impulsion (desire to move forward, elasticity of the steps, suppleness of the back and engagement of the hind quarters)	10			1	
3. Submission (attention and confidence; harmony, lightness and ease of the movements; straightness; acceptance of the bridle and lightness of the forehand)	10			2	
4. Rider's position and seat; correctness and effect of the aids	10			2	
<b>Total</b>	<b>380</b>				

General Remarks:

### To be deducted / penalty points

Errors of course (Art 430.6.1) are penalised

1st error = 2 percentage points

2nd error = Elimination

Two (2) points to be deducted per other error.

Please see Art 430.6.2

**Total**


**TOTAL SCORE  
in %:**

Organisers :  
(exact address)

Signature of Judge :



Copyright © 2009, update 2017  
Fédération Equestre Internationale  
Reproduction strictly reserved

## II.2.2. Classic Pleasure

### Rider's & horse's equipment

- Equipment for dressage classes according to FEI
- Equipment should fit the class (novice, advanced, masters)
- Spurs, whips or crops optional

### Qualifying Gaits

The horse should give the impression of being a pleasure to ride and show a mannerly attitude. All gaits must be performed straight and willingly with ease, cadence and balance. Transitions should be smooth.

- Competitors enter the ring in counter clockwise direction in Normal Trot
- Walk: a four-beat gait, brisk, flat-footed with good reach
- Normal Trot: a two-beat gait, performed at medium speed with moderate collection, mannerly, cadenced, balanced and free-moving.
- Strong Trot: a bit faster and stronger than normal trot but with a visible difference to it; performed with a lengthened stride, powerful and reaching; in harmony with its own natural stride; show moderate collection without too much action in the front legs
- Canter: a three-beat gait, smooth, correct, straight with moderate collection on both hands, not hurried
- Hand Gallop: visible difference to canter; performed with a lengthened stride, powerful and ground covering but under control at any time; correct and straight on both hands; in harmony with its own natural stride; extreme speed will be penalized
- Back: straight and fluent, without any resistance, to be performed on the centre line

### Judging

- Judging starts at the moment the competitor enters the arena.
- All gaits are judged equally.
- The rider itself will not be judged but, of course, influences the performance of the horse.
- Disqualifications according to FEI: fall off the horse, riding additional manoeuvres, wrong/not allowed equipment, blood, lameness
- Penalized if wrong gaits are shown, kicking, bucking, biting, rearing, bolting, pulling, disturbing other competitors

### Levels:

N	walk, normal Trot, Canter, back at the middle line
A	walk, normal Trot, Strong Trot, Canter, back at the middle line
M	walk, normal Trot, Strong Trot, Canter, Hand Gallop, back at the middle line
European Champ.	walk, normal Trot, Strong Trot, Canter, Hand Gallop, back at the middle line, Halt during the Hand Gallop,

### **II.2.3. Show Jumping**

The Show Jumping tests will be judged according to the rules of the National Equestrian Federation in which the event takes place. Pony Jumping Rules (heights and distances between the obstacles) has to be used.

**Levels:**

N	E - A	70 -80 cm
A	A - L	90 – 95 cm
M	L – L/M	95 – 105 cm
European Championships	M	110 -120 cm

#### **European Championships Mono Finals**

##### **European Championships SHOW JUMPING for horses 6 years and older**

- Fault & Time, max. 2 jump off (+ 5 cm each)
- All horses with 0 faults in the first round qualify for the jump off
- Length of course in meters: 450 / 550
- Speed per minute in meters: 350

##### **Obstacles**

- Number of obstacles: 12 jumps
- Maximum number of combination obstacles: 2
- Maximum height in meters: 1,20
- Water: maximum spread 2,50 m with pole
- Oxers: maximum height 1,10 m
- Oxers: maximum spread 1,50 m

##### **Penalties**

- 1<sup>st</sup> refuse: 3 penalties, 2<sup>nd</sup> refuse 6 penalties, 3<sup>rd</sup> refuse elimination
- Obstacle knocked down: 4 penalties
- Fault at water: 4 penalties
- First fall of horse or competitor or both in all competitions: elimination

**European Arab Horse Sports Commission  
Green Book 2017**

---

**PONY – OBSTACLES – MEASUREMENTS**

		<b>E0</b>	<b>A</b>	<b>L</b>	<b>LM</b>	<b>M*</b>	<b>M**</b>	<b>M***</b>	<b>S**</b>	<b>S*</b>	<b>S***</b>
<b>Jumps</b>	min.	8	8	10	10	10	10	10	10	10	10
	max.	10	12	14	15	16	16	16	16	16	16
<b>Combinations/2</b>	min.	0	1	1	1	1	1	1	1	1	1
	max.	0	1	2	2	2	2	2	2	2	2
<b>Combinations/3</b>	min.	0	0	0	0	0	0	0	0	0	0
	max.	0	0	0	0	1	1	1	1	1	1
<b>Combinations Distance from jump to jump</b>	ca.	630-	630-	630-	630-	630-	630-	630-	630-	630-	630-
		730	730	730	730	730	730	730	730	730	730
		930-	930-	930-	930-	930-	930-	930-	930-	930-	930-
		1030	1030	1030	1030	1030	1030	1030	1030	1030	1030
<b>Jumps, height</b>	min.	70	90	100	105	110	115	120	125	130	135
	max.	80									
<b>Jumps, wideness</b>	min.	70	85	100	105	110	115	115	120	120	120
	max.	90	100	120	130	135	135	135	140	140	145
<b>Water drain/ Wideness</b>	max.	--	350	350	350	350	350	350	350	350	350
<b>Speed (m/min)</b>	min.	300	300	350	350	350	350	350	350	350	350
	max.	325	325	350	350	350	350	350	350	350	350

(please check the latest version valid for the actual year!!)

## II.2.4. Cross Country

### Basic requirements:

N	min. 4 years old	
A	min. 5 years	A
M	min. 6 years	L/M
European Championships	min. 6 years	L/M -M

- FEI / NF Pony Rules have to be used.
- A Cross Rules can be used with reduction: length at 1/3 reduce, height & wideness of the obstacles at 20cm

## II.2.5. Trail (for Classic riders)

Please see II.3.I – same rules as Western Trail but always separate class. Bits, snaffles and attires as for Dressage. No whips.

## II.2.6. Horsemanship

Same pattern for Western & Classic

### Level

- follow recommendations for Pleasure for rail work
- the patterns should be easy, medium and difficult

N	Low-level Horsemanship: walk, jog/trot, lope/canter, easy transitions and manoeuvres - easy pattern
A	Medium-level Horsemanship: walk, jog/trot, lope/canter, extended jog/trot, turnarounds and some transitions - medium pattern
M	High-level Horsemanship: walk, jog/trot, lope/canter, extended jog/trot, turnarounds, some transitions, lead changes (simple or flying) and stop at the lope/canter – difficult pattern
European Championships All Around	Top-level Horsemanship: walk, jog/trot, lope/canter, extended jog/trot, turnarounds, some transitions, lead changes (simple or flying), stop at the lope/canter, more complex manoeuvres and riding without stirrups – difficult pattern



### **General**

1. Position: Riders will be judged on seat, hands, performance of horse, appointments of horse and rider and suitability of horse to rider. Results as shown by the performance of the horse are NOT to be considered more important than the method used in obtaining them.

### **Position**

1. Basic Position. The stirrup should be just short enough to allow heels to be lower than toes. Body always should appear comfortable, relaxed and flexible. Feet should be placed in the stirrups with weight on ball of the foot. Consideration, however, should be given to the width of the stirrups, which vary on Western saddles. If stirrups are wide, the foot may have the appearance of being "home" when, in reality, the weight is being properly carried on the ball of the foot. Arms are in a straight line with body, the one holding reins bent at elbow. Only one hand is to be used for reining regardless of type of it used and hands shall not be changed. Hand to be around reins. When split reins are used and ends of split reins fall on the same side as reining hand, one finger between reins is permitted. When using romal or when ends of split reins are held in hand not used for reining, no finger between reins is allowed. The position of the hand not being used for reining is optional but it should be kept free of the horse and equipment and held in a relaxed manner with the rider's body straight at all times. Rider can hold romal or end of split reins to keep from swinging and to adjust the position of the reins, provided it is held at least 16 inches from the reining hand. Hand to be above horn and as near to it as possible. Bracing against horn or coiled area is penalized.
2. Position in Motion. Rider should sit to jog and not post. At the lope, rider should be close to saddle. All movements of horse should be governed by the use of imperceptible aids and the shifting of rider's weight is not desirable.

### **Appointments**

Competitors must be penalized for incomplete appointment but not necessarily disqualified.

1. **Personal:** Riders shall wear Western hat; long-sleeved shirt with collar; a necktie, kerchief or bolo tie; trousers or pants; (a one-piece long-sleeved equitation suit is acceptable provided it includes a collar). Chaps, shotgun chaps or chinks and boots are required. A vest, jacket, coat, and/or sweater may also be worn. Protective headgear with harness is optional in all classes; not required to be of Western style. Spurs are optional. Hair must be neat and securely fastened if long so as not to cover rider's number.  
**Tack:** The saddle must fit the rider. It may be slick of swelled fork, have a high or low cantle but must definitely be sized to the rider. Nothing that would prevent the stirrups from hanging freely shall be added to or deleted from a standard western saddle.
2. There shall be no discrimination against standard western bit. Curb chains and leather chin straps may be used but must be flat and at least 1/2" in width, and lie flat against the jaw of the horse. No wire, rawhide, metal or other substance can be used in conjunction with or as part of the leather chin strap or curb chains. A light lip strap is permissible.
3. Hackamores (no mechanic), all snaffle bits, tiedowns, running martingales, draw reins, bosals and cavesson-type nosebands are prohibited. Silver equipment may be used but shall not be given preference over good working equipment.
4. In Medal Classes, it is mandatory for the Judge to have bits dropped and inspected on all finalists being considered for an award. Riders must be dismounted for this inspection.
5. Bandages and boots of any type are prohibited. In the event of injury, the judge may permit a protective bandage.

### **Class Conduct**

1. Class routine will conform to Equitation Rule, with the following exceptions: All exhibitors must be required to perform a pattern composed of a minimum of four tests. Off pattern does not eliminate an exhibitor.
2. Instructions must be publicly announced and patterns must be posted at least one hour before the class.

### **Tests from which the Judges must choose:**

1. Back
2. Individual performance on rail
3. Figure eight at the jog
4. Lope and stop
5. Group performance on rail
6. Figure eight at lope and the correct lead demonstrating simple change of lead
7. Serpentine at the jog
8. Ride without stirrups
9. Serpentine at the lope, with simple lead changes
10. Change leads down the centre of the ring or a rail demonstrating a simple change of lead. (In a simple change of lead, the horse is brought back to the halt and restarted into the lope and the opposite lead from the halt or walk.)
11. Execute quarter, half or full turn and haunches turning either direction or both. Spins will be grounds for elimination (A spin is characterized by deep haunch flexion and both front legs off the ground at the same time during turn.)

## **II.2.7.Show Riding**

### **Levels:**

A, M

Not for N

This class will be judged according to AHSA-Rules.

### **Working**

This contest is neither a stunt nor a race, but it should be performed with reasonable speed. It is a competition in the performance and characteristics of a good, sensible, well-mannered, free and easy moving horse. Horses will be judged on riding qualities of gaits, flying changes of lead; response to rider; manners and disposition.

### **Credit**

Credit shall be given for and emphasis placed on smoothness, even cadence of gaits, and the horse's ability to change leads precisely and easily rear and front at the centre point between markers. The horse should cross the log of both the jog-trot and lope without breaking gait or radically changing stride.

### **Pattern**

1. Markers must be 30' to 50' apart
2. Gate - Optional. The horse is to approach at a walk and put the rider in a position to open, pass through, and close without dismounting. If a gate is not used, the horse shall walk to the first marker and make the transition to the jog-trot at that marker.

**European Arab Horse Sports Commission  
Green Book 2017**

---

3. The markers (barrels, cones, kegs or standards recommended) should be separated by a uniform measured distance of not less than 30 or more than 50 feet on the side with five markers. The judge is responsible for correctness of the pattern.
4. The rectangle represents an obstacle (one small log recommended), minimum of eight feet in length.
5. The long and sometimes twisted line indicates the direction of travel and the gaits at which the horse is to move. The dotted line indicates the walk, the dash line jog trot. And the solid line lope.
6. The exhibitor will negotiate horse through the gate and proceed on course as indicated by the pattern. Any horse not following the exact pattern will be disqualified. The judge may require an exhibitor to repeat or reverse any part of the routine.

### **Scoring**

1. Scoring will be on a basis of 60 to 80 with 70 denoting an average performance.
2. Points will be added or subtracted from the 9 (8 if gate not used) manoeuvres as follows:
  - a. excellent: +1, good: +0,5, average: 0, poor: - 0,5, very poor: - 1
3. The nine manoeuvres are as follows:
  - a. gate,
  - b. walk/transition to jog/log,
  - c. jog/transition to lope,
  - d. line (side) lead changes (plus/minus 1 point per change),
  - e. first two crossing lead changes (plus/minus 1 point per change),
  - f. log (lope),
  - g. second two crossing lead changes (plus/minus 1 point per change),
  - h. lope/stop/back, minimum of 10 feet, and
  - i. over all pattern accuracy and smoothness (plus/minus 1 point).

### **Penalties**

An exhibitor shall be penalized for:

4. Releasing gate due to horse's disobedience, knocking over gate, unable to complete gait: 5 points
5. Use of free hand to instil fear in horse: 3 to 5 points
6. Breaking gait at lope, including simple lead change: 3 points
7. Failure to change leads: 3 points
8. Additional lead changes anywhere on course: 3 points
9. Failure to take prescribed gait where pattern designates: 2 points
10. Breaking gait at walk or trot: 1 point
11. Hitting log: 1 point
12. Failure to change lead behind: 1) from 1/2 stride up to the cone - 1/2 point; 2) to next change - 1 point
13. Ticking (light touch) log: 1/2 point.

### **Off-pattern**

A horse that goes off the pattern is disqualified. Off-pattern is any of the following:

- An incomplete pattern,
- incorrect order of manoeuvres,
- knocking over markers,
- passing wrong side of marker or

- missing the log

### **Faults**

The following characteristics are considered faults and should be judged accordingly:

- Opening mouth excessively or rising head on manoeuvres.
- Anticipating signals or early lead changes.
- Stumbling.
- Any unnecessary aid given by the rider, such as: unnecessary talking, petting, spurring, quirting, or jerking of the reins.
- Failure to start the lope within 20 feet of the log after crossing it at the jog.

### **Class specification**

To be judged on performance with emphasis on:

- manners 70 %
- appointments, equipment, neatness (silver not to count) 10 %
- conformation 20 %

Horses to be shown in standard Classic equipment.

## II.3. Western

### II.3.1. Trail

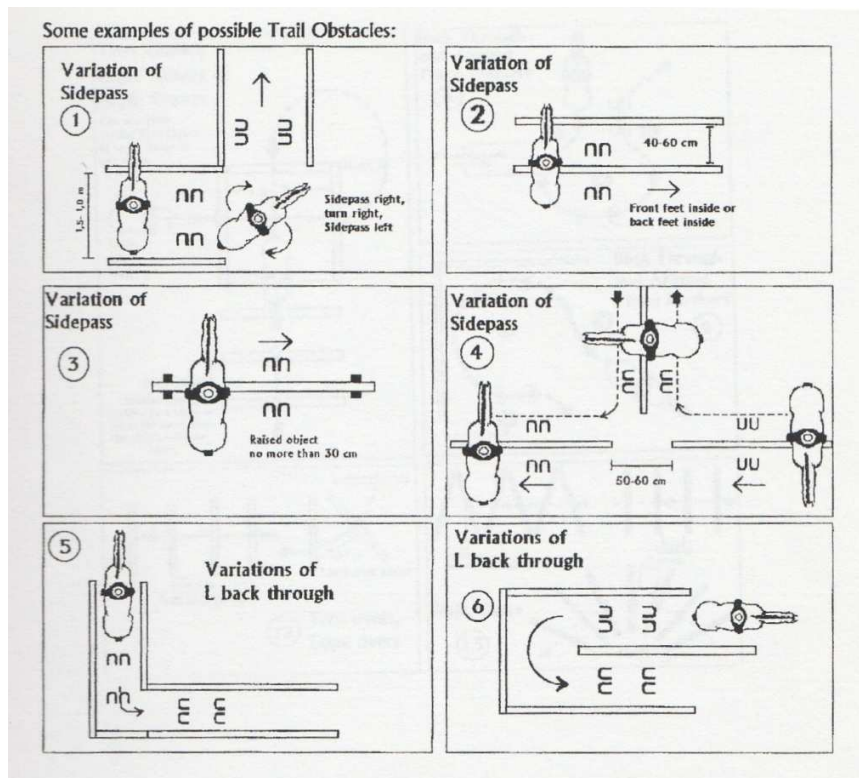
This class will be judged using the ECAHO, USEF – AHA / NF, AQHA rules.

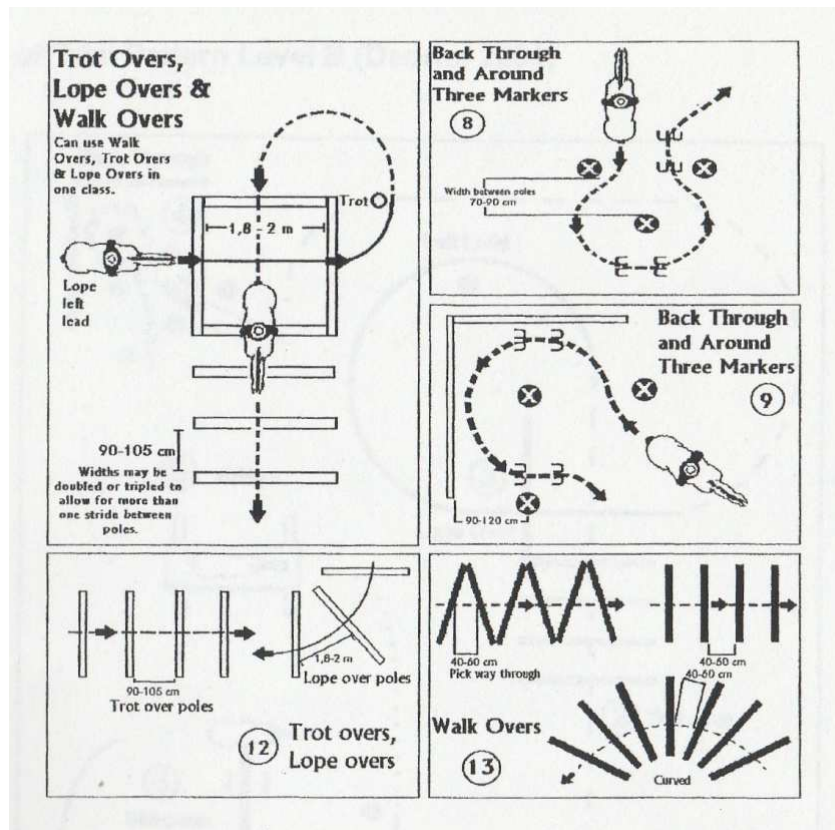
In **NOVICE (N)** horses regardless their age can be ridden with snaffle bit and both hands.

#### Levels:

- N minimum of 6 obstacles, easy transitions + simple pattern
- A minimum of 8 obstacles, 2 combinations , 4 poles elevated
- M minimum of 10 obstacles, 3 combination, 6 poles elevated, lead changes flying or simple

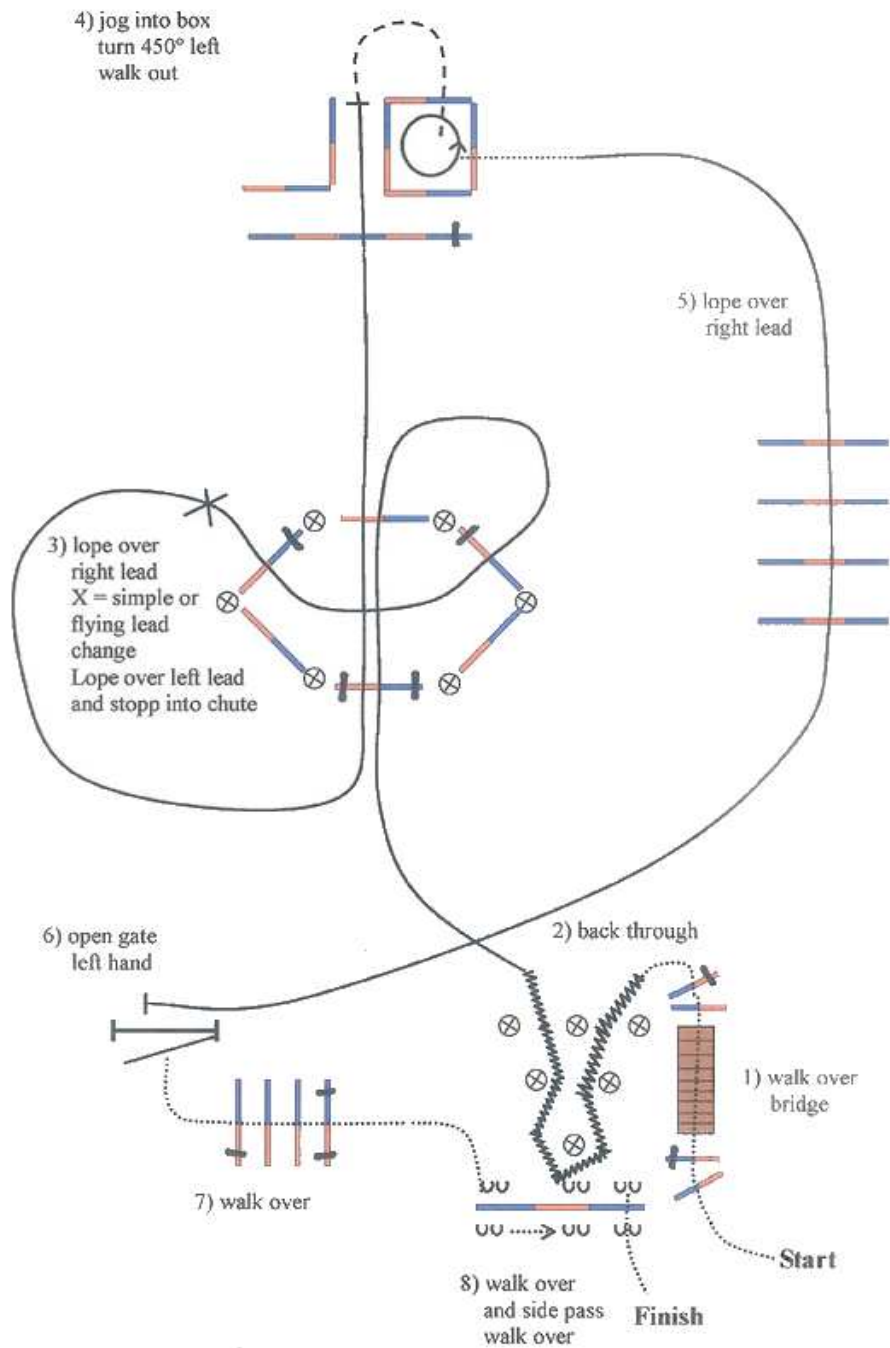
#### Examples of Trail Obstacles:





European Arab Horse Sports Commission  
Green Book 2017

European Championships Mono Finals Pattern example:



### **Working**

1. Trail horses are required to work over and through obstacles.
2. No horse may enter the trail course area until the course and the judge are ready.
3. Riders will be permitted to inspect the course on foot during the Judge's instructions prior to the start of the class.
4. Tests which may be required are :negotiating gate, carrying objects from one part of arena to another, riding through water, over logs or simulated brush, riding down into and up out of ditch without lunging or jumping, crossing a bridge, backing through obstacles, side passing, and performing over any reasonable conditions encountered along the trail.
5. Unnatural obstacles, such as fire extinguishers, perforated plywood in water boxes, live animals or unsafe elements such as hay bales, should be avoided.
6. Course to include a minimum of six obstacles.
7. Care in preparing the course should be exercised to prevent a direct advantage to either a small or large horse.
8. Rider's hands shall be clear of horse to avoid cueing.
9. Horses to be penalized for any unnecessary delay while approaching obstacle. Judges are encouraged to advance on to next obstacle any horse taking excessive time at an obstacle.
10. Two or more horses may be entered by the same exhibitor and the same rider may elect to show more than one horse.
11. Obvious unsoundness must be disqualified with no prize awarded.
12. Rail work shall not be required.

### **Conduct**

1. Management may select a particular scoring system or allow the Judge to use a system of his or her choice.
2. This class will be judged on the performance of the horse over obstacles, with emphasis on manners, response to the rider, and quality of movement. Credit will be given to horses negotiating the obstacles with style and efficiency, providing correctness is not sacrificed. Horses should receive credit for showing attentiveness to the obstacles and the capability of picking their own way through the course when obstacles warrant it, and willingly responding to the rider's cues on more difficult obstacles.
3. Horses shall be penalized for any unnecessary delay while approaching or negotiating the obstacles. Horses with artificial appearance over obstacles should be penalized.
4. Horses must not be required to work on the rail. The course must be designed, however, to require each horse to show the three gaits (walk, jog at least 30 feet, lope right and left lead) somewhere between and or over obstacles as a part of its work, and quality of movement and cadence should be considered as part of the manoeuvre score.
5. The course to be used must be posted at least one hour before scheduled starting time of the class.
6. The judge may alter the course prior to the course walk.
7. If at any time the trail obstacle is found to be unsafe, it shall be repaired or removed from the course. If it cannot be repaired and horses have completed the course, the score for that obstacle shall be deducted. No horse shall be asked to repeat the course, except in the case of a tie.
8. All entered exhibitors will be allowed to walk and inspect the course with the judge and the course designer, if present, prior to the start of the class. Junior exhibitors may be accompanied by their trainer.
9. It is recommended that the course is no longer than 3 minutes per horse, depending on the level.



10. It is recommended to have at least 30 feet between obstacles, when arena is big enough to permit it.
11. It is not recommended for walkovers/bridge/back through combinations.
12. No Time Outs will be allowed.

### **Definitions**

1. **KNOCKDOWN:** When any component, element, or portion of an obstacle is displaced from its original position by horse and rider.
2. **REFUSAL:** Any action taken by the horse to avoid performing an obstacle, part of a combination of obstacles or portion of a trail course. These actions may include, but are not limited to, the following:
  - a. **Balking:** Any action that results in a horse blatantly and continuously refusing a riders command.
  - b. Evading or running past an obstacle.
  - c. Each complete loss of the gate.
  - d. Any blatant action by the horse that demonstrates any unwillingness to approach, negotiate and/or complete an obstacle.
  - e. Negotiating an obstacle in a manner that does not constitute elimination, but is not in accordance with course directions.
3. **OFF-COURSE:**
  - a. Taking an obstacle in the wrong direction.
  - b. Negotiating an obstacle from the wrong side.
  - c. Skipping an obstacle unless directed by the Judge.
  - d. Negotiating obstacles in the wrong sequence.
  - e. Not following the correct line of travel. (i.e. the drawn pattern and Judge's instructions)

### **Scoring Procedures (this scoring system is optional)**

1. The prescribed Score Sheet may be used. Obstacle scores and any penalties will be totalled to arrive at a final score.
2. Scores to be announced following the conclusion of each work and before the next horse begins the course.
3. Score Sheets may be posted.
4. For method of breaking ties, refer to the order of the Judges' cards.
5. All horses enter the arena with a score of 70. With each obstacle, the judge will instruct a scribe to assign a score as well as any appropriate penalties if one or more occurs. At the end of the work, obstacle scores will be totalled. Any penalties will then be subtracted to arrive at a final score. All horses are judged from the time they enter the arena until the completion of the last obstacle.
6. Judge(s) may review official video on "No Score", "Zero", and "5 point penalties" only. (Video Review is solely the Judge(s) decision.)
7. In the case of a displaced obstacle not being corrected the Judge may grant a re-ride.
8. Scoring will be on the basis of 0-infinity, with 70 denoting an average performance. Each obstacle will receive an obstacle score that should be added or subtracted from 70 and is subject to a penalty that should be subtracted. Each obstacle will be scored on the following basis, ranging from plus 1 1/2 to minus 1 1/2:
  - -1 1/2 extremely poor
  - -1 very poor, -1/2 poor
  - 0 correct
  - +1/2 good
  - +1 very good

- + 1 1/2 excellent

Obstacle scores are to be determined and assessed independently of penalty points. Penalties should be assessed per occurrence as follows.

9. The following deductions will result:

*0-SCORE*

- Use of more than one finger between the reins
- Use of two hands (exception in Snaffle Bit or Hackamore classes designated for two hands) or changing hands on reins; except for junior horses shown with hackamore or snaffle bit, only one hand may be used on the reins, except that it is permissible to change hands to work an obstacle
- Performing the obstacles other than in specified order
- No attempt to perform an obstacle
- Equipment failure that delays completion of pattern
- Touching the horse on the neck to lower the head, or use of free hand to instil fear or praise
- Fall to the ground by horse or rider
- Failure to enter, exit or work obstacle from correct side or direction
- Failure to ride correct line within or between obstacles
- Failure to work an obstacle in any manner other than how it's posted on course - Riding outside designated boundary marker of the course
- Third refusal on course
- Cueing horse in front of cinch

*1/2 POINT*

- For each tick of log, pole, cone or obstacle

*1 POINT*

- Each major hit of or stepping on a log, pole, cone or obstacle - Both front or hind feet in a single-strided slot or space - Skipping over or failing to step into required space
- Split pole in lope-over (pole between two front or two hind feet at lope)
- Out of lead
- Break of gait (including to correct a lead)

*3 to 4 POINTS* (depending on severity)

- Stepping outside the confines of: an obstacle (back thru, side pass, box) Knocking down an elevated pole, jump, cone, barrel, plant or obstacle

*5 POINT* (any entry with a 5 point penalty as listed below cannot place over another entry that completes the course without a 5 point penalty)

- Dropping slicker or object required to be carried on course
- First refusal, balk, or attempting to evade an obstacle by shying or backing more than 2 strides away - Letting go of gate or dropping rope gate
- Blatant disobedience (kicking out, bucking, rearing, striking)
- Failure to ever demonstrate correct lead or gait, if designated
- Failure to complete obstacle
- Second refusal, balk, or attempting to evade an obstacle by shying or backing more than 2 strides away
- Severely disturbing an obstacle.
- Falling or jumping off or out of an obstacle (bridge or water box).

*NO SCORE*

- Infraction of any state or federal law which exists pertaining to the exhibition, care and custody of horses within the state or country where a USEF trail class is being held.
- Abuse of an animal in the show arena and/or evidence that an act of abuse has occurred prior to or during the exhibition of a horse in competition;
- Use of illegal equipment, including wire on bits, bosals or curb chains;
- Use of illegal bits, bosals or curb chains;
- Use of tack collars, tie downs or nose bands;
- Use of whips;
- Use of any attachment which alters the movement of or circulation to the tail;
- Disrespect or misconduct by the exhibitor;
- The judge may excuse a horse at any time while in the arena for unsafe conditions or improper exhibition pertaining to both the horse and/or rider. This may include the exhibition of an animal which is clearly not in a fit or sound condition;
- The use of abusive equipment, and/or the use of abusive showing techniques by the rider;
- The exhibition of a horse that has a cut or abrasion showing clear evidence of fresh blood in the mouth, nose, chin, shoulder, barrel, flank or hip area (those areas reasonable to believe the injury may have been caused by the rider or equipment) must be considered abuse regardless of how the injury was caused.
- While each Judge is required to disqualify a horse exhibited in the manners described above, it should be noted that in every case the exhibitor should be given the benefit of any doubt, should any doubt exist.

**Dimensions of Trail Obstacles**

All elevated poles must be in a pole holder, e.g. trail blocks, trail risers, standard jump cups or similar type supports. The Judge has the right to alter the course.

**1. WALK-OVERS**

Single Poles: maximum height 16"

Multiples: maximum height 10"

Minimum width between poles: 20" to 24" or multiples thereof, between poles is generally considered good spacing for walkovers, depending upon difficulty desired. No rolling poles.

**2. JUMPS**

Mounted: maximum height 24"

Lead Over: maximum height 18"

Minimum width between standards of a jump: 4 feet

Combinations: 12 feet for a one stride; 6 feet for a no stride

Box Jumps and L Jumps: Poles must be at least 12 feet long.

**3. CAVALETTI**

Jog overs: 3 feet to 3'6" apart or multiples thereof (space is measured between poles)

Lope overs: 6 to 7 feet apart or multiples thereof - 6 feet is preferable for most horses.

**4. BACK THRUS**

On ground: min. 28" between min.

Elevated: 30" between min.

Barrels: 32" between min.

5. **SIDE PASSES**  
Single pole: up to 24" high  
Slots: never closer than 24" wide (space is measured between poles)
  
6. **SERPENTINES** (jog arounds)  
Pylons 6 feet apart (base to base) minimum. Guardrails, if used, should be 3 feet to either side of the pylons.  
Pylons 3 feet apart (base to base) minimum. Guardrails, if used, should be 6 to 8 feet to either side of the pylons. If tall standards are used, dimensions can be looser.
  
7. **GATE**  
Approximately 60" high with latch available at that height
  
8. **BRIDGE**  
(suggested but not mandatory) dimensions:  
minimum of 36" wide, minimum of 6' long, no higher than 12"
  
9. **ANY OTHER MANEUVERS**  
Figure horse's wheelbase at five feet front hooves to back hooves.
  
10. **UNACCEPTED OBSTACLES**  
Animals, Hides, PVC pipe, Dismounting, rocking or moving bridges, Water box with floating or moving parts, Flames, dry ice, fire extinguisher, etc., logs or poles elevated in a manner that permits such to roll

## II.3.2. Reining

### Level

<b>N</b>	no sliding stop, no flying lead changes
<b>A</b>	flying or simple lead change. Sliding stop or halt
<b>M</b>	flying lead changes, sliding stops, spins
<b>European Championships</b>	NRHA Reining pattern high level (difficult) example NRHA 2, NRHA 12

In **NOVICE** (N) horses regardless their age can be ridden with snaffle bit and both hands.

### Reining Horse – General

- The Arabian reining horse section shall be conducted in accordance with the current NRHA Handbook as modified by the following Arabian rules.
- Where the Arabian rules are missing, NRHA rules prevail.
- There is no restriction on the number of horses a rider may show in a class.
- Arabian breed restricted competitions that offer Reining classes, but are not licensed as a Reining competition, are not required to have video instant replay available to the Judges.
- Equipment checks are to be conducted either by the (call) judge prior to leaving the arena or by the Steward immediately outside of the performance arena after the run.
- Patterns must be posted.

### Reining Horse Patterns

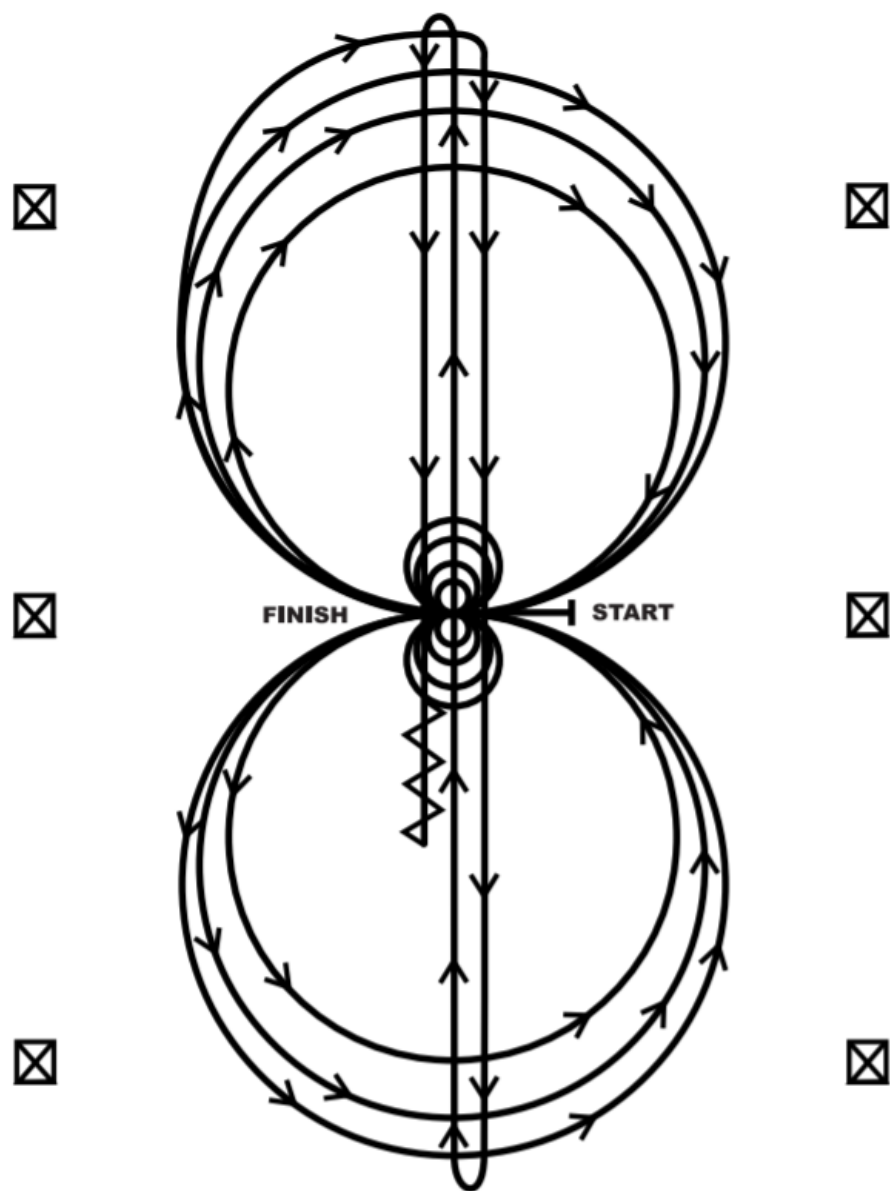
Patterns – please see NRHA/AQHA Handbook.

Example for European Championships: NRHA 2, NRHA 12

### NRHA – Pattern 2

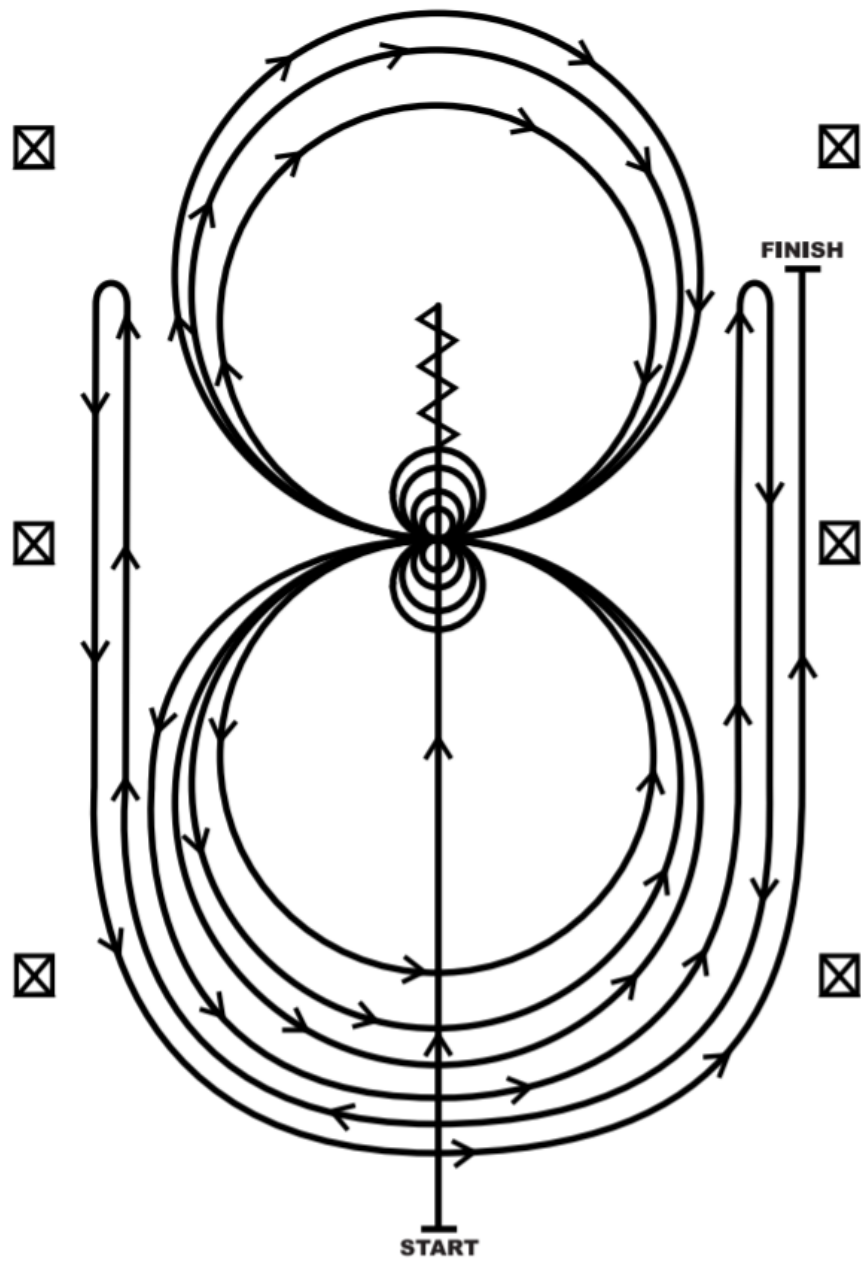
Horses may walk or jog to the centre of arena. Horses must walk or stop prior to starting pattern. Beginning at the centre of the arena facing the left wall or fence.

1. Beginning on the right lead, complete three circles to the right: the first circle small and slow; the next two circles large and fast. Change leads at the centre of the arena.
2. Complete three circles to the left: the first circle small and slow; the next two circles large and fast. Change leads at the centre of the arena.
3. Continue around previous circle to the right. At the top of the circle, run down the middle to the far end of the arena past the end marker and do a right rollback - no hesitation.
4. Run up the middle to the opposite end of the arena past the end marker and do a left rollback - no hesitation.
5. Run past the centre marker and do a sliding stop. Back up to the centre of the arena or at least ten feet (three meters). Hesitate.
6. Complete four spins to the right. Hesitate.
7. Complete four spins to the left. Hesitate to demonstrate the completion of the pattern.



**NRHA – Pattern 12**

1. Run past the centre marker and do a sliding stop. Back up to the centre of the arena or at least 10 feet (3 meters). Hesitate.
2. Complete four spins to the right. Hesitate.
3. Complete four and one-quarter spins to the left so that the horse is facing the left wall or fence. Hesitate.
4. Beginning on the left lead, compete three circles to the left: the first two circles large and fast; the third circle small and slow. Change leads at the centre of the arena.
5. Complete three circles to the right: the first two circles large and fast; the third circle small and slow. Change leads at the centre for the arena.
6. Begin a large circle to the left but do not close this circle. Run up the right side of the arena past the centre marker and do a right rollback at least 20 feet (6 meters) from the wall or fence-no hesitation.
7. Continue back around previous circle but do not close this circle. Run up the left side of the arena and past the centre marker and do a left rollback at least 20 feet (6 meters) from the wall or fence-no hesitation.
8. Continue back around previous circle but do not close this circle. Run up the right side of the arena past the centre marker and do a sliding stop at least 20 feet (6 meters) from the wall or fence. Hesitate to demonstrate completion of pattern.





### II.3.3. Western Pleasure

#### Levels:

- N** walk jog, lope, back up  
**A** walk, jog, lope extended jog, back up  
**M** walk, jog, lope extended jog, hand gallop back up  
**European Championships = Level M**

In **NOVICE (N)** horses regardless their age can be ridden with snaffle bit and both hands.

#### Rider's equipment

- Western style according to the rules

#### Horse's equipment

- Snaffles/Bits must be used according to the rules.
- A change of reins during the competition is not allowed.
- Pleasure bridle/saddle/seat and attire

#### Qualifying Gaits

The horse should give the impression of being a pleasure to ride and show a mannerly attitude. All gaits must be performed straight and willingly with ease, cadence and balance. Transitions should be smooth.

- Competitors enter the ring in counter clockwise direction at the Walk
- a natural, flat-footed Walk, a comfortable, smooth Jog and a flowing, smooth Lope are required
- Extended Jog and Canter(hand gallop) may be asked in advanced/master classes
- Back: straight and fluent, without any resistance, to be performed on the centre line
- Quiet standstill is a must!

#### Judging

- Judging starts at the moment the competitor enters the arena.
- All gaits are judged equally.
- The horses are judged on manners, performance, suitability as a pleasure horse, quality and conformation
- The rider itself will not be judged but, of course, influences the performance of the horse.
- Disqualifications according to FEI: fall off the horse, riding additional manoeuvres, wrong/not allowed equipment, blood, lameness
- Penalized if wrong gaits shown, kicking, bucking, biting, rearing, bolting, pulling, disturbing other competitors

No back up on the rail!

### II.3.4. Freestyle Reining

This class will be judged according to USEF-AHA, AQHA, NF, NRHA rules.

<b>Level N</b>	minimum of 2 lead changes at the canter
<b>Level A</b>	minimum of 3 lead changes at the canter
<b>Level M</b>	minimum of 4 lead changes at the canter

In **NOVICE** (N) horses regardless their age can be ridden with snaffle bit and both hands.

1. Reining manoeuvres originated from moves that a cow horse must use in performing its duties and have been refined to the high level of competition existing today. Freestyle Reining not only provides an opportunity to use these manoeuvres creatively, but also to expand them to music by means of choreography. Riders are encouraged to use musical scores which permit them to show the athletic ability of the horse in a crowd appealing way.
2. NRHA rules will apply except where the following rules pre-empt same.
3. **REQUIRED MANEUVERS** will be defined as follows:
  - A minimum of 4 consecutive spins to the right
  - A minimum of 4 consecutive spins to the left
  - A minimum of 3 stops
  - A minimum of 1 lead change at the canter from right to left (see class specifications)
  - A minimum of 1 lead change at the canter from left to right (see class specifications)
4. Exhibitors will only be judges astride.
5. Exhibitors are allowed to use two hands (as well as one or no hands) and any bit approved by the NRHA rule book, including snaffle bits and bosals approved for use in the Snaffle bit or Hackamore classes.
6. Failure to perform all the required manoeuvres or failure to complete the performance within the time limit will result in a 0.
7. Additional manoeuvres such as rollbacks, backups, speed variations, and non-classical reining manoeuvres such as half pass and side pass are appropriate in Freestyle and shall be given appropriate credit. Additional repetitions of required manoeuvres are appropriate, but will only add or subtract from the existing scores already given for the required manoeuvres, not as additional scores.
8. **TIME LIMIT** is a maximum of 4 minutes including any introductions. The time limit will be from the beginning of the music or from the beginning of the introduction (whichever is first) and will end with the music.
9. **COSTUMES** are permitted but not required. Emphasis is placed on performing the reining manoeuvres to music.
10. **PROPS** are permitted but at no time may hinder the Judges' view of the horse. The use of props will not add to the score.
11. **JUDGING OF THE FREESTYLE REINING.**
  - The judging method to be used for the Freestyle Reining will allow for the assessment of an overall score following the ride. This overall score will be based on the technical merit of required manoeuvres and the quality of non-required manoeuvres as they add or detract from the overall impression of the ride.
  - Each rider will be scored from 0 to infinity with 70 denoting an average score.
12. **Definition of required manoeuvres:** As listed previously.
13. **Definition of transitional manoeuvres:** Those manoeuvres which allow a horse to move from one part of the pattern to another which are not specifically designated as required including but not limited to such manoeuvres as trots and transitions between gaits.

14. **Definition of non-required manoeuvres:** Those manoeuvres which are not required but demonstrate creative moves displaying control, increased degree of difficulty, athletic ability, and finesse attributed to the skill levels of a well-trained reining horse.

### II.3.5. Horsemanship

Same pattern for Western & Classic.

#### Level

- follow recommendations for Pleasure for rail work
- the patterns should be easy, medium and difficult

<b>N</b>	Low-level Horsemanship: walk, jog/trot, lope/canter, easy transitions and manoeuvres - easy pattern
<b>A</b>	Medium-level Horsemanship: walk, jog/trot, lope/canter, extended jog/trot, turnarounds and some transitions - medium pattern
<b>M</b>	High-level Horsemanship: walk, jog/trot, lope/canter, extended jog/trot, turnarounds, some transitions, lead changes (simple or flying) and stop at the lope/canter – difficult pattern
<b>European Championships All Around</b>	Top-level Horsemanship: walk, jog/trot, lope/canter, extended jog/trot, turnarounds, some transitions, lead changes (simple or flying), stop at the lope/canter, more complex manoeuvres and riding without stirrups – difficult pattern

This class will be judged according to AHA-USEF / NF, AQHA Rules.

#### General

1. Position: Riders will be judged on seat, hands, performance of horse, appointments of horse and rider and suitability of horse to rider. Results as shown by the performance of the horse are NOT to be considered more important than the method used in obtaining them.

#### Position

2. Basic Position. The stirrup should be just short enough to allow heels to be lower than toes. Body always should appear comfortable, relaxed and flexible. Feet should be placed in the stirrups with weight on ball of the foot. Consideration, however, should be given to the width of the stirrups, which vary on Western saddles. If stirrups are wide, the foot may have the appearance of being "home" when, in reality, the weight is being properly carried on the ball of the foot. Arms are in a straight line with body, the one holding reins bent at elbow. Only one hand is to be used for reining regardless of type of it used and hands shall not be changed. Hand to be around reins. When split reins are used and ends of split reins fall on the same side as reining hand, one finger between reins is permitted. When using romal or when ends of split reins are held in hand not used for reining, no finger between reins is allowed. The position of the hand not being used for reining is optional but it should be kept free of the horse and equipment and held in a relaxed manner with the rider's body straight at all times. Rider can hold romal or end of split reins to keep from swinging and to adjust the position of the reins, provided it is held at least 16 inches

from the reining hand. Hand to be above horn and as near to it as possible. Bracing against horn or coiled area is penalized.

3. Position in Motion. Rider should sit to jog and not post. At the lope, rider should be close to saddle. All movements of horse should be governed by the use of imperceptible aids and the shifting of rider's weight is not desirable.

### **Appointments**

Competitors must be penalized for incomplete appointment but not necessarily disqualified.

4. **Personal:** Riders shall wear Western hat; long-sleeved shirt with collar; a necktie, kerchief or bolo tie; trousers or pants; (a one-piece long-sleeved equitation suit is acceptable provided it includes a collar). Chaps, shotgun chaps or chinks and boots are required. A vest, jacket, coat, and/or sweater may also be worn. Protective headgear with harness is optional in all classes; not required to be of Western style. Spurs are optional. Hair must be neat and securely fastened if long so as not to cover rider's number.

**Tack:** The saddle must fit the rider. It may be slick of swelled fork, have a high or low cantle but must definitely be sized to the rider. Nothing that would prevent the stirrups from hanging freely shall be added to or deleted from a standard western saddle.

5. There shall be no discrimination against standard western bit. Curb chains and leather chin straps may be used but must be flat and at least 1/2" in width, and lie flat against the jaw of the horse. No wire, rawhide, metal or other substance can be used in conjunction with or as part of the leather chin strap or curb chains. A light lip strap is permissible.
6. Hackamores (no mechanic), all snaffle bits, tiedowns, running martingales, draw reins, bosals and cavesson-type nosebands are prohibited. Silver equipment may be used but shall not be given preference over good working equipment.
7. In Medal Classes, it is mandatory for the Judge to have bits dropped and inspected on all finalists being considered for an award. Riders must be dismounted for this inspection.
8. Bandages and boots of any type are prohibited. In the event of injury, the judge may permit a protective bandage.

### **Class Conduct**

9. Class routine will conform to Equitation Rule, with the following exceptions: All exhibitors must be required to perform a pattern composed of a minimum of four tests. Off pattern does not eliminate an exhibitor.
10. Instructions must be publicly announced and patterns must be posted at least one hour before the class.

### **Tests from which the Judges must choose:**

1. Back
2. Individual performance on rail
3. Figure eight at the jog
4. Lope and stop
5. Group performance on rail
6. Figure eight at lope and the correct lead demonstrating simple change of lead
7. Serpentine at the jog
8. Ride without stirrups
9. Serpentine at the lope, with simple lead changes
10. Change leads down the centre of the ring or a rail demonstrating a simple change of lead. (In a simple change of lead, the horse is brought back to the halt and restarted into the lope and the opposite lead from the halt or walk.)

11. Execute quarter, half or full turn and haunches turning either direction or both. Spins will be grounds for elimination (A spin is characterized by deep haunch flexion and both front legs off the ground at the same time during turn.)

### **II.3.6.Show Riding**

#### **Levels:**

A, M

Not for N

This class will be judged according to AHSA-Rules.

#### **Working**

This contest is neither a stunt nor a race, but it should be performed with reasonable speed. It is a competition in the performance and characteristics of a good, sensible, well-mannered, free and easy moving horse. Horses will be judged on riding qualities of gaits, flying changes of lead; response to rider; manners and disposition.

#### **Credit**

Credit shall be given for and emphasis placed on smoothness, even cadence of gaits, and the horse's ability to change leads precisely and easily rear and front at the centre point between markers. The horse should cross the log of both the jog-trot and lope without breaking gait or radically changing stride.

#### **Pattern**

1. Markers must be 30' to 50' apart
2. Gate - Optional. The horse is to approach at a walk and put the rider in a position to open, pass through, and close without dismounting. If a gate is not used, the horse shall walk to the first marker and make the transition to the jog-trot at that marker.
3. The markers (barrels, cones, kegs or standards recommended) should be separated by a uniform measured distance of not less than 30 or more than 50 feet on the side with five markers. The judge is responsible for correctness of the pattern.
4. The rectangle represents an obstacle (one small log recommended), minimum of eight feet in length.
5. The long and sometimes twisted line indicates the direction of travel and the gaits at which the horse is to move. The dotted line indicates the walk, the dash line jog trot. And the solid line lope.
6. The exhibitor will negotiate horse through the gate and proceed on course as indicated by the pattern. Any horse not following the exact pattern will be disqualified. The judge may require an exhibitor to repeat or reverse any part of the routine.

#### **Scoring**

1. Scoring will be on a basis of 60 to 80 with 70 denoting an average performance.
2. Points will be added or subtracted from the 9 (8 if gate not used) manoeuvres as follows:
  - a. excellent: +1, good: +0,5, average: 0, poor: - 0,5, very poor: - 1
3. The nine manoeuvres are as follows:
  - a. gate,
  - b. walk/transition to jog/log,
  - c. jog/transition to lope,
  - d. line (side) lead changes (plus/minus 1 point per change),
  - e. first two crossing lead changes (plus/minus 1 point per change),

- f. log (lope),
- g. second two crossing lead changes (plus/minus 1 point per change),
- h. lope/stop/back, minimum of 10 feet, and
- i. over all pattern accuracy and smoothness (plus/minus 1 point).

### **Penalties**

An exhibitor shall be penalized for:

1. Releasing gate due to horse's disobedience, knocking over gate, unable to complete gait: 5 points
2. Use of free hand to instil fear in horse: 3 to 5 points
3. Breaking gait at lope, including simple lead change: 3 points
4. Failure to change leads: 3 points
5. Additional lead changes anywhere on course: 3 points
6. Failure to take prescribed gait where pattern designates: 2 points
7. Breaking gait at walk or trot: 1 point
8. Hitting log: 1 point
9. Failure to change lead behind: 1) from 1/2 stride up to the cone - 1/2 point; 2) to next change - 1 point
10. Ticking (light touch) log: 1/2 point.

### **Off-pattern**

A horse that goes off the pattern is disqualified. Off-pattern is any of the following:

- An incomplete pattern,
- incorrect order of manoeuvres,
- knocking over markers,
- passing wrong side of marker or
- missing the log

### **Faults**

The following characteristics are considered faults and should be judged accordingly:

- Opening mouth excessively or rising head on manoeuvres.
- Anticipating signals or early lead changes.
- Stumbling.
- Any unnecessary aid given by the rider, such as: unnecessary talking, petting, spurring, quirting, or jerking of the reins.
- Failure to start the lope within 20 feet of the log after crossing it at the jog.

### **Class specification**

To be judged on performance with emphasis on:

- manners 70 %
- appointments, equipment, neatness (silver not to count) 10 %
- conformation 20 %

Horses to be shown in standard Western equipment.

## II.4. Driving

### II.4.1. Obstacle Driving

#### Level

#### N, A, M, European Championships All Around / Mono Title

1. This class will be judged according to FEI, NF, USEF Rules.
2. Competition C must take place in an enclosed arena not less than 70 m x 120 m or an equivalent area. Should this not be possible the number of obstacles should be reduced accordingly.
3. Competition C may be conducted either on the basis of the number of obstacles knocked over, which will be known as Fault Competition, or against the clock which will be known as the Time Competition.
4. In Events which do not incorporate Competition C as part of a Combined Driving Event the Organizing Committee may decide to use either the Fault Competition or the Time Competition.
5. In both Fault and Time Competitions the number of obstacles may not exceed 20. In both cases the length of the course must be between 500 and 800 m and the time allowed calculated for a speed of 210 m per minute. In second and subsequent rounds, the time allowed will be calculated for a speed of 220 m per minute.
6. A plan of the course must be given to the competitors not less than 48 hours before the start of Competition C. A plan of the course including the length and the time allowed will be posted in the collecting ring not less than one hour before the Competition.
7. The course will be open for inspection at least one hour before the start of Competition C, and only competitors, Chefs d'Equipe and trainers are allowed to inspect the course, on foot in appropriate driving dress.

#### Method of judging

1. A competitor must start within one minute from the sound of the bell, otherwise he will be eliminated. Should there be any difficulty in entering the arena competitors may request permission from the Jury for the team to be led into the arena by the grooms.
2. Grooms must remain seated in their proper places during the time the vehicle is on the course. A groom standing behind the driver or indicating the course to the driver at any time before the competitor has crossed the finishing line will be cause for elimination.
3. In the event of a competitor passing through obstacles out of sequence, the President of the Jury or his representatives will ring the bell after he passes through the incorrect obstacle and the competitor will be eliminated.
4. The whole vehicle and all horses must pass between the flags defining each obstacle. If the competitor has a disobedience and knocks down any part of an obstacle without completing the whole obstacle correctly (i.e. breaking out of a multiple obstacle or when running out or refusing a pair of markers) the bell will be rung for the obstacle to be rebuilt and ten seconds will be added to the competitor's time. When the obstacle has been rebuilt the bell will be rung again and the competitor may then retake the obstacle and continue his round.
5. Penalties may only be incurred for dislodging the ball and the collapsible elements of obstacles constructed of elements of show jumps. Other markers, turning posts and obstructions may be used, but no penalty is incurred if they are knocked over, touched or displaced.
6. The following are considered as disobediences and penalized as such: circling, refusal, resistance, or run-out. Penalties for disobediences are cumulative whether they are incurred at the same obstacle or throughout the same course.

- Circling: competitor crosses his own line before an obstacle or before the finish line. If a competitor takes the wrong direction but corrects himself before passing through the next obstacle, he will not be penalized unless he crosses his original track before taking the obstacle.
  - Refusal: Stopping in front of an obstacle or in a multiple. If a horse hesitates without knocking the obstacle down and without reining back, followed immediately by driving cleanly through, the competitor is not penalized. If the stop is prolonged, or if the horse steps back even a single pace voluntarily or not, he is penalized for disobedience. In an open multiple (serpentine, zigzag), the combination must be retaken from the beginning.
  - Run-out: If the horses are not under full control of the driver and avoid the obstacle to be driven it is considered to be a run-out and penalized as such. The same is true, if, after having been presented to the obstacle, any part of the turnout goes past the extended line of the obstacle to be driven, or an element of a multiple, or of the finishing line.
  - Resistance: A horse is considered to offer resistance if, at any time and for whatever reason, it refuses to go forward (with or without moving back), turns around more or less completely, rears, etc.
7. If the competitor has broken or disconnected reins, traces, or pole straps or chains the judge must ring the bell and stop the time. The competitor must put a groom down and reconnect and be penalized for a groom dismounting.
  8. Competitors will be required to salute the Jury unless time or lay-out of the course prevents it.
  9. If a competitor passes through any obstacle after crossing the finishing line, he must be reported to the Appeal Committee which may impose a fine.

#### **Fault Competition**

1. Each competitor will be timed by stop watch or by electronic timing device from the moment the first part of the horse crosses the starting and finishing lines.
2. The time allowed will be calculated from a speed of 200 m per minute. The time limit will be twice the time allowed. In second and subsequent rounds the time allowed will be calculated on a speed of 220 m per minute.
3. Faults will be incurred for:
  - Dislodging a ball
  - Knocking over or displacing a marker or any part of an obstacle
  - Disobedience
  - Groom or driver dismounting
4. Faults incurred will be penalized as follows

For exceeding the time allowed every commenced period of one second 0,5 points

For dislodging a ball 5 points

For knocking over any element of a multiple obstacles 5 points

If an obstacle is being rebuilt add 10 sec.

#### **For disobedience:**

First time 5 points

Second time 10 points

Third time Elimination

#### **For groom(s) or driver dismounting:**

First time 5 points

Second time 10 points

Third time Elimination

#### **Incomplete Presentation**



**European Arab Horse Sports Commission  
Green Book 2017**

---

For taking an obstacle out of sequence	Elimination
For exceeding the time limit	Elimination
For starting before the sounding of the bell	Elimination
For failing to pass through the start of finishing flags	Elimination
For receiving outside assistance	Elimination
Should a groom use the reins, the brake or the whip at any time before the competitor has crossed the finish	Elimination
Should a groom stand behind the driver or indicate the course to the driver	Elimination
5. The classification will be decided by the total of penalties incurred.	

**European Arab Horse Sports Commission  
Green Book 2017**

**OBSTACLE DRIVING, Level N, A, M**

OBSTACLE DRIVING	N-level		A-level		M- Level	
	First round	Drive off	First round	Drive off	First round	Drive off
Length of course in meters	400 – 500 m	to be announced	500-600 m	to be announced	600-700 m	to be announced
Speed per minute in meters	160 m / min.		180 m / min.		200 m / min.	
Penalty for exceeding time allowed	0,5 points / sec.		0,5 sec points /		0,5 sec points /	
Exceeding the time limit	Elimination		Elimination		Elimination	
Number of obstacles	10 – 12		10-14		14-16	
Multiples	None		None		2	
Width of obstacles	Standard outside trackwidth + 60 cm		Standard outside trackwidth + 50 cm		Standard outside trackwidth + 40 cm	
Remarks	No water, no zigzag, no multiple obstacles		No water, no zigzag, multiple obstacles possible		No water, no zigzag, multiple obstacles and bridge possible	
Vehicles allowed	Marathon no groom, one-in-hand, OR Pleasure Driving Cart/Formal Driving Buggy, no, groom, 1-in-hand		Marathon no groom, one-in-hand, OR Pleasure Driving Cart/Formal Driving Buggy, no, groom, 1-in-hand		Marathon no groom, one-in-hand, OR Pleasure Driving Cart/Formal Driving Buggy, no, groom, 1-in-hand	

**European Arab Horse Sports Commission  
Green Book 2017**

---

The class will be conducted on the basis of the number of obstacles knocked over (Fault Competition) & in a maximum time.

In the event of a tie, the drive-off will be conducted against the clock (Time Competition)

Length 400 - 800m, one in hand, no groom on the vehicle.

**Levels:**

<b>N</b>	Time (200m /min) & Fault competition. Distance between the Obstacles 30 cm more than the widest measurement of the vehicle, only walk & trot, 12 obstacles
<b>A</b>	Time (220 m/min) & Fault competition. Distance between the Obstacles 20 cm more than the widest measurement of the vehicle, 16 obstacles
<b>M</b>	Time (230m/min) & Fault competition. Distance between the Obstacles 15 cm more than the widest measurement of the vehicle 18 obstacle
<b>European Championships</b>	Time (250m/min) & Fault competition. Distance between the Obstacles 10 cm more than the widest measurement of the vehicle, max. 22 obstacle

## II.4.2. Pleasure Driving

### Level N, A, M, European Championships

#### General

1. Competitors enter the ring on the left hand at the jog trot.
2. Judges are required to consider the performance at each gait equally in adjudicating this class.
  - Judges may ask for Walk, Jog Trot, Normal Trot, Strong Trot.
  - Extreme speed to be penalized.
  - To stand quietly at the middle line with head to the judges and to back readily.
  - To be judged on manners, performance and quality.
3. One header per horse may be utilized to ensure the safety of exhibitors. Header must be properly attired. A plain unmarked smock is required.

#### Appointments

1. To be shown in light show harness (1-in-hand), bridle with blinkers, over check (with separate over check bit) or side check (separate side check bit optional), and snaffle bit. Equipment to be in sound condition.
2. Either a two or four-wheeled vehicle suitable to the horse is required.
3. Use of a two-wheeled vehicle is encouraged.

#### Qualifying Gaits:

It is imperative that the horse give the distinct appearance of being a pleasure to ride and display a pleasurable attitude. To this end, all gaits must be performed with willingness and obvious ease, cadence, balance and smoothness.

1. Walk, a four-beat gait: Brisk, true and flat-footed with good reach.
2. The jog is a smooth, ground-covering two-beat diagonal gait. The horse works from one pair of diagonals to the other pair. The jog should be square, balanced and with straight forward movement of the feet. Horses walking with their back feet and trotting in the front are not considered performing the required gait. When asked to extend the jog, it moves out with the same smooth way of going.
3. Normal trot, a two-beat gait: To be performed at medium speed with moderate collection. The normal trot must be mannerly, cadenced, balanced and free-moving.
4. Strong trot, a two-beat gait: This trot is faster and stronger than the normal trot. It is performed with a lengthened stride, powerful and reaching, at a rate of speed which may vary between horses since each horse should attain his own strong trot in harmony with his own maximum natural stride. The horse must not be strung out behind. He should show moderate collection without exaggeratedly high action in front. He must present a willing attitude while maintaining form. The strong trot must be mannerly, cadenced, balanced and free-moving.

#### Technical Rules for Cart and Buggy:

1. Length of shafts, 88'', 96'' suitable to the horse.
2. Cart to be used only with Boot & Basket.
3. Seat to be flat, stitched, slightly formed
4. Size of the wheels for Carts: wheels with spokes, pneumatic tires: 24''-26''. Wooden wheels 26'' – 30''. Size of the wheels for Buggies: 26'', pneumatic tires only.
  - Wooden shafts only.
  - No back-rest or rails
  - Measurements between the shafts in front of the driver seat (track centre): 49''
  - Any colour permitted, the Cart may be entirely from wood.
5. For the Buggy (fine harness buggy) a low rail is permitted.

**Bits permitted in Pleasure Driving:**

The most common bits are:

- Smooth Copper Moth Half Cheek
- Smooth Straight Half Cheek
- Plain Half Cheek
- Smooth 4Ring Bit
- Plain Overcheck Bit

**Bridle and Harness for Pleasure Driving:**

- Driving Whip with short lash, maximum 180 cm (6 feet) length of whip to reach the shoulder of the horse. Lash ca. 20 - 30 cm.
- Cart with dash, screen or solid, with rail
- Formal Driving Show Buggy, varnished.
- Cart with pneumatic tires, spoke-wheels, varnished.
- Cart in natural wood and wooden wheels with rubber.

**All vehicles approved for Dressage Driving for 1-in-hand are permitted for Pleasure Driving, without groom.**

### **II.4.3. Dressage Driving**

**Levels:** N, A, M, European Championship All Around, European Championship Mono Title

- Following FEI Dressage Driving test, NF Dressage Driving Test.
- Only one in Hand, no Groom, all vehicles accepted by AHA, USEF, FEI are allowed.
- Driving All Around

Patterns on request.

# **III. JUDGES EDUCATION, APPROVED JUDGES FOR CLASSIC & WESTERN & DRIVING COMPETITIONS, STEWARDS**

## **III.1. Education**

ECAHO is educating and approving Pleasure Judges in order to give the Halter Show organizers good possibility to have well trained and experienced judges for all Pleasure classes fitting well to the Halter show.

To become ECAHO approve Pleasure judge, the following steps must be fulfilled:

- to attend ECAHO education courses which contain practical lessons with horses
- to pass written test
- to pass the test judging during competition
- to act at least two times as probationer at Arabian horse sport event
- to be accepted by ECAHO Executive Committee

Judges card for ECAHO Pleasure Sport Judges is valid for all classes with rankings: Classic Pleasure, Western Pleasure, Ladies Side Saddle, Hunter Pleasure, Traditional Arabian Riding, Pleasure Driving. Not valid for classes with scoring (points).

## III.2. Officials

### III.2.1. ECAHO Approved Pleasure Judges

#### Austria

<b>Mrs. Andrea ZAUNER</b> 3573 Rosenburg 23/2 e-mail: pocotopaz@gmx.at	<b>Brig. Mag. Hardy EISENSTÄDTER</b> Chrudnergasse 2/8 1130 Wien
<b>Mrs. Barbara HENGGE</b> Kaiser Franz Josef Strasse 2/2/13 2301 Gross Enzersdorf phone: +43 664 3732021 e-mail: barbara.hengge@a1.net	<b>Elisabeth CHAT</b> Grub 100, 2392 Wienerwald ph.: +43 2258 8246 mobile: +43 6601217115 e-mail: info@chat-horses.at

#### Belgium

<b>Dr. Marc SOMERHAUSEN</b> 358, Chausseé de St. Job 1180 Brussels phone: +32 2475 821996 e-mail: marc.somerhausen@skynet.be	<b>Mr. Juan MURILLO</b> Maxburgdreef 53 2321 Meer phone: +32 3 31 35 900 mobile: +32 477 224 666 e-mail : juan.murillo@skynet.be or juanmurillomtc@gmail.com
--	--

#### The Netherlands

<b>Mrs. Paulette ZORN</b> Princesseweg 27 7958 RS Koekange phone: +31 621116010 e-mail: paulette.zorn@gmail.com	<b>Mrs. Astrid de VISSER</b> Noordstraat 5 4493 AE Kamperland phone: +31 624 755894 e-mail: gininstarlite@gmail.com
---	---

**Poland**

<b>Mrs. Magdalena SZARSZEWSKA</b> Bratuszewo 36 13-306 Kurzętnik e-mail: m.szarszewska@plqha.com	<b>Ms. Alicja POSZEP CZYŃSKA</b> Chrcynno 113 05-190 Nasielsk phone: +48 697716766 e-mail: Alicja_Poszepczynska@chrcynno- palac.pl
---	---

Please check the recent list on ECAHO website [www.ecaho.org](http://www.ecaho.org).

**III.2.2. Judges for: Classic, Western, Driving**

Accepted judges have to have a license valid for the year of the event, discipline and level issued by: ECAHO (Pleasure), NF/FEI (Dressage, Jumping), NRHA/AQHA(Western), USEF/AHA (others)

**III.2.3. Stewards**

NF or FEI licensed

**III.2.4. Course designers**

- Show jumping
- Obstacle driving
- Trail
- Horsemanship



## IV. SPECIAL REQUIREMENTS FOR EUROPEAN CHAMPIONSHIPS

### IV.1. General information

- a. ECAHO is only responsible for accepted International Events for Purebred Arabians and for the European Championships.
- b. ECAHO GREEN BOOK & the National Equestrian Rulebook of the hosting country is binding.
- c. European Championship is the major ECAHO Sport event for purebred Arabians in the year.
- d. No other events, shows, classes etc. shall be held during the same weekend at the same venue. Only WAHO accepted Purebred Arabian horses are eligible to participate at the European Championship.
- e. Every country accepts the rules of the respective National Equestrian Federation (FEI) and follows them for International & National Events.
- f. Rules that are not included in this Rule book to be announced on ECAHO website (Mounted Native Costume, Classic Pleasure, Pleasure Driving, Ladies Side Saddle etc.).
- g. European Championships and International Championships are open for all ECAHO Member countries. European Championships are open to horses from all ECAHO member countries, including non-European.
- h. There are no minimum entries of countries for European Championships.
- i. Each organizer of an European Championships must have previously organized one International event satisfactory to the Sport Commission.
- j. European Championships Mono will have 1 Qualification Class; the 10 best placed horses will participate in the Final Class. Winner of the Final Class will gain the title of "European Champion". The title goes to the horse.
- k. European Championships All Around Champion: all M results count together by points, depending on the number of participates in the class, not the results of Mono Finals. Maximum points 10 in the class. Any Pleasure Class with 16 or more horses has to be split in two or more sections. The minimum of ten to maximum of fifteen horses with the best results of all sections (first go-rounds) will compete in the final go-round for the placement in this class. The number is depending on the number of entries, selected by the judges. Riders with more than one horse in this final go-round have to declare their preferences which horse shall compete. In such case the next placed horse will move to final go-round to compete. Only one horse per rider in the final is allowed.
- l. For All Around a result of Type & Conformation or Liberty or Show is necessary to count together with the sport results. Points are given by place.
- m. ECAHO will announce an example of an invitation and of patterns for European Championships.
- n. Invitation to the European Championships must be sent at latest 10 month prior to the date of the event for approval to ECAHO Office and Chairman of ECAHO Sport Commission (EAHSpC).

## **IV.2. Levels of European Championship MONO**

- Dressage: Prix St Georg
- Jumping MONO – 110 cm, max 2 jump off; All around – 100 cm, 2 jump off.
- Reining: NRHA difficult
- Trail: 12 obstacles, 5 combinations, min. 7 poles elevated
- Pleasure: extended trot, hand gallop – halt at the hand gallop, stand still with loose reins
- Traditional Arabian Riding: Walk, canter/lope, hand gallop, halt from hand gallop, stand still with loose reins

## **IV.3. Conditions of Entry**

International Sport Event open to horses that are registered at birth in the WAHO recognised studbook of any ECAHO Member Country.

## **IV.4. Minimum entries at European Championship**

for MONO Title

Minimum entries: 2 (two)

for All Around Title

Minimum entries: 2 (two)

## **IV.5. Titles**

### ***European Champion All Around***

Classic, Western, Driving

### ***European Champion Mono***

Dressage, Show Jumping, Classic Pleasure, Trail (Western), Reining, Western Pleasure, Ladies Side Saddle (Western & Classic), Traditional Arabian Riding, Pleasure Driving.

The titles are given to the horse (not rider/driver). A rider /driver can compete with as many horses as he is able to handle. No waiting time.

The horse is participating for the country where it is registered in the Studbook at the date of entry.

## **IV.6. Qualification criteria**

Qualification criteria are on the discretion of the ECAHO Member country.

## **IV.7. License**

- a. Any horse participating in the European Championships must be registered at a National Equestrian Federation (NF) as competition horse; the license must be valid for the year in which the event takes place.
- b. Horse passport is required (not FEI Passport).
- c. The horse must be registered at any ECAHO Member country WAHO accepted Arabian Horse Studbook.
- d. Any rider participating needs to have a license for competition (i.e. the license needed for starting in an official competition in his/her country), valid for the year in which the event takes place, issued by a National Equestrian Federation of the country in which the rider is registered.

## **IV.8. Minimum age of the horse:**

- Dressage, Jumping, Cross: 6 years
- Classic Pleasure: 4 years
- Reining: 6 years
- Western - all others like Trail (Classic ), Pleasure, Freestyle Reining: 4 years
- Horsemanship Classic & Western: 4 years
- Driving: Dressage, Obstacles, Marathon: 6 years
- Driving Pleasure: 4 years
- Speed: 4 years
- Traditional Arabian Riding, Ladies Side Saddle Classic & Western, Hunter Pleasure: 4 years
- Pole Bending: 4 years

## V. ECAHO YEAR-END HIGH POINT HORSE SYSTEM

This projects aims to the riders and also should encourage the organizers to open Pleasure classes within ECAHO in-hand shows. The title will go to the horse. A rider can participate with several horses equally, if possible.

**Levels:**

Novice / Advanced / Masters

**Events:**

- Pleasure events
  - Pleasure Classic & Western
  - Traditional Arabian Riding (Mounted native costume)
  - Ladies side saddle Classic & Western
- Dressage, Show Jumping, Reining, Trail

**Conditions**

1. ECAHO will present annual awards based on the number of points earned by an individual horse in the Novice, Masters or Advanced division during ECAHO competitions affiliated within calendar year (in each ECAHO approved event in which points are awarded). The points are given following Green Book 1.-10. Place: 1<sup>st</sup> place by 10 horses counts 10 points, etc.)
2. The horse in the Master, Advanced or Novice division with any horse in their respective division, who earns more points during a calendar year than any other horse has earned in that event, will be awarded the title “The year’s high point earner” and an appropriate award will be given to the horse’s record owner as of December 31<sup>st</sup>. The name of the horse and rider will be announced at ECAHO website ([www.ecafo.org](http://www.ecafo.org)).
3. The High point horse will be designated and a certificate will be mailed to the recorded owner.
4. Each of the top 10 placed earners for that year in each event will be designated and a certificate will be mailed to the recorded owner.
5. In the event of a tie the winner will be the horse earning the final points the earliest in the year.

**How to affiliate an ECAHO Sport event**

1. The organizer sends invitation/schedule to ECAHO Office for approval. Dressage/Show Jumping, Reining, Trail etc. to be held under ECAHO & National Equestrian Federation rules, Pleasure events (Classic & Western Pleasure, Mounted Native Costume - Traditional Arabian Riding, Ladies Side Saddle to be held under ECAHO Green Book rules.  
The invitation/schedule should be sent to ECAHO Office at least 3 months prior to the date of the event and before the invitation/schedule is published. The ECAHO Office reserves right to comment/correct on the schedule/invitation.
2. Once the invitation is approved, the event will be published on ECAHO website.

3. The results must be sent to ECAHO Office no later than 6 weeks after the event, at latest until 15.12. of the calendar year in which the event is organized. Only results received before 15.12. of the calendar year will be counted in the High point score.
4. Results will be published at the end of the calendar year.
5. Events not affiliated will not be considered in the point counting.

## **VI. ECAHO PLEASURE JUDGES MANUAL**

Please see separate file (available on [www.ecaho.org](http://www.ecaho.org)).